

## Repair manual – Dashboard center Vent issue

I bought my f-type in 2016 (MY2014) and everything worked fine. After a few month i realized a creaking sound when the vent was moving up or down.


It worked fine when it was cold and it didn't when the sun heats up the dash board.

It was getting worse and worse and then the air vent stopped moving at all. I went to my JLR dealer, warranty was almost expired and he told me there is a software update to fix this issue. I'm a technician at Bosch company and I'm pretty sure that there is no way to fix a mechanical problem with a software update. I let him do it, of course with no result. Only thing you can hear now is a quiet clicking sound from the electric motor.

Warranty is now expired and today I decided to fix it by myself.

Here is what i did...

1. Lift up the cover up by using a plastic spudger or something like this. I used a plastic ice scraper




Gently pull the cover up starting at the top. Be careful not to scratch the glossy frame of the touchscreen.

The cover is fixed by 8 clamps



Remove the speaker cover and 4 torx screws in the 4 round holes.

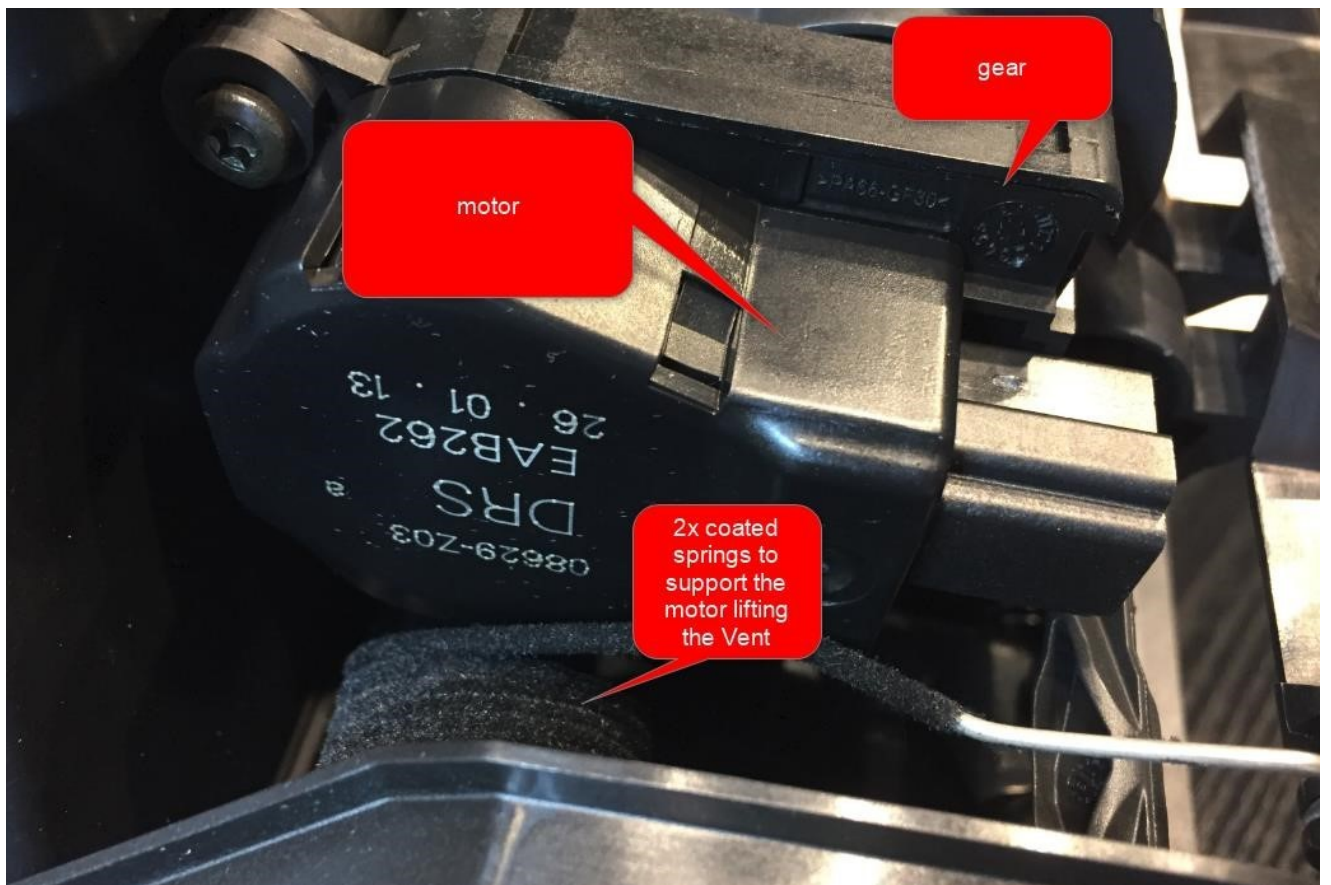







Hinge Cover with connector








The plastic is expanded -> the bearing is to tight -> the shaft cannot turn smoothly.







I applied some grease on the sanded parts and put them back together.





Assembly in reverse order.