



TheRock's-Jaguar F-Type Eco Start/Stop Disable

As always, this is how I did it and not suggesting you do it this way or any other specific way. Do so at your own risk and in any fashion you choose to do it. This guide is simply in the spirit of offering a method that worked for me. **This is on an F-Type R AWD 5.0L S/C. Others will be similar....**




Helpful Tools/Info:

No tools needed for this one. Just unplug and use a zip-tie.


Gaining Access and Disabling:

1. Open Rear Cargo Door/Lift Gate and remove trunk liner panels


Interior Trim Panel Coupe
Removal



2. Locate control module bottom right hand side - as you look in the boot



Unplug and zip-tie wire as indicated:



3. **Replace all panels and close Lift Gate.**
4. When you start your car, the ECO (Start/Stop) button will illuminate during the system check and then turn off. Your ECO Stop/Start will no longer function.



You will receive no errors unless you press the ECO button, and then it will show that ECO Stop/Start is unavailable.



This is a fairly easy operation.