

## EXTERIOR LIGHTING

# HIGH MOUNTED STOPLAMP - COUPE (G1702803)

### REMOVAL AND INSTALLATION

#### REMOVAL

#### NOTE:


Some variation in the illustrations may occur, but the essential information is always correct.

1. Refer to: Battery Disconnect and Connect (414-01, General Procedures).

2.

#### CAUTION:

Always protect paintwork and glass when removing exterior components.

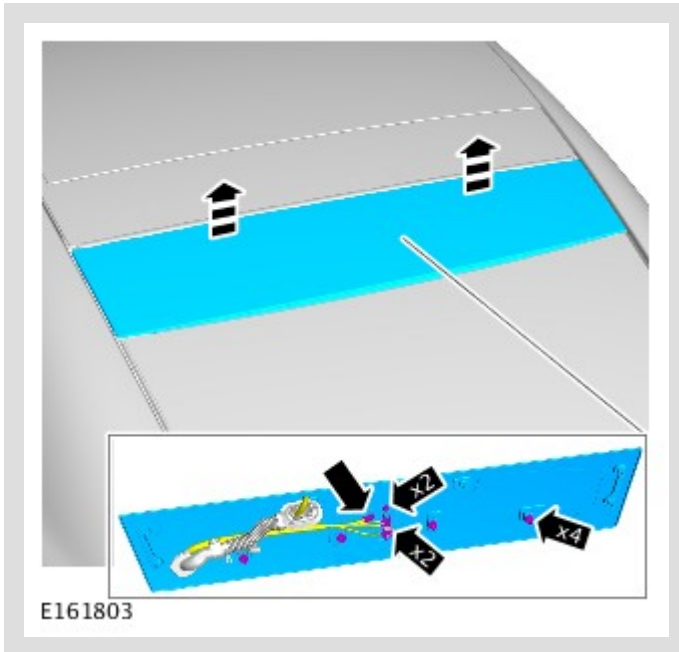


Torque: **3.2 Nm**

3.


⚠ CAUTION:

Care must be taken not to damage the component.



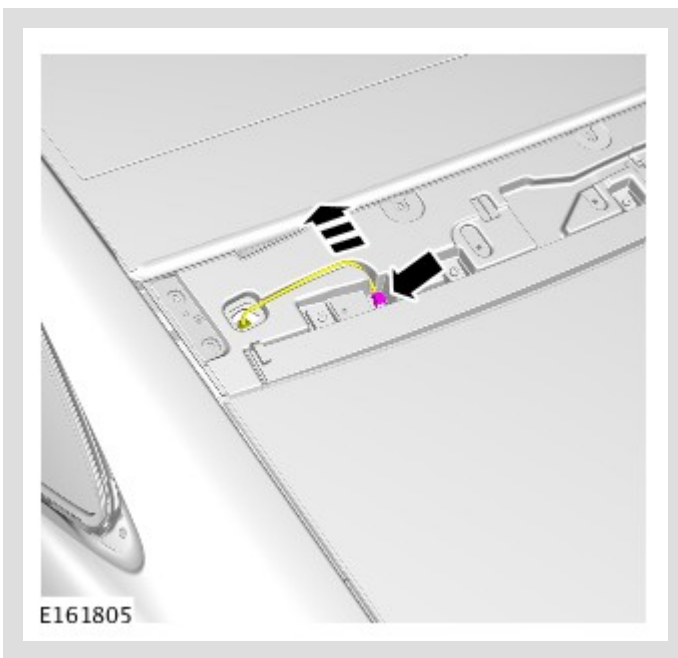
Release the retaining clips and disconnect the three electrical connectors.

4.



*Torque: 2.5 Nm*


5.



6.

**⚠ CAUTION:**

Take extra care not to damage the clips.



**INSTALLATION**

1. To install, reverse the removal procedure.

