

How To Operate

YOUR

ARTIC-KAR

AUTO AIR

CONDITIONER



IMPORTANT NOTICE

THIS BOOKLET IS VERY IMPORTANT AND SHOULD BE CARRIED IN YOUR AUTOMOBILE AT ALL TIMES. PLEASE READ VERY CAREFULLY TO UNDERSTAND YOUR UNIT AND YOUR WARRANTY RIGHTS.

UNIT NUMBER _____

ARTIC-KAR EQUIPMENT WARRANTY

Owner's Copy

Each new ARTIC-KAR automobile air conditioning unit manufactured by Capitol Refrigeration, Inc., and sold by Dealer, is hereby expressly warranted to Dealer, as Seller thereof and not as the agent of the manufacturer, to be free from defects in material and workmanship under normal use and service. Manufacturer's obligation under this warranty is limited to repairing or replacing, at Manufacturer's option, any defective part of said air conditioning unit, which the Company's examination shall disclose to its satisfaction to be defective, for a period of Twelve (12) Months from date of original installation, or before such unit has been driven 12,000 miles, WHICHEVER EVENT SHALL FIRST OCCUR.

This warranty shall not apply to any air conditioner which, in the opinion of the manufacturer, has been altered, or repaired in a manner affecting the efficiency of performance of the unit, nor shall this warranty apply in the case of damage to other component parts of the vehicle, to the vehicle finish, tow charges, nor shall it cover damage or injury to person or property however caused, nor shall it cover damages caused by abuse, misuse, flood, fire, hail, windstorm, acts of God.

A labor allowance will be extended for the replacement of defective parts, found to be defective within a period of Twelve (12) Months, or 12,000 miles, WHICHEVER EVENT SHALL FIRST OCCUR, from date of original installation. See LABOR SCHEDULE for warranty labor allowances.

This is the only warranty, express or implied, given by the manufacturer, and the purchaser-owner of the warranted equipment understands that this warranty becomes effective when this warranty card is signed and returned to the manufacturer.

OWNERS REGISTRATION INFORMATION

Dealer Making Installation GHIA, S.P.A., TORINO, ITALY

Date Installed November, 1966 Mileage -0-

Artic-Kar Unit No. G 415548 Compressor No. DA 209 16013

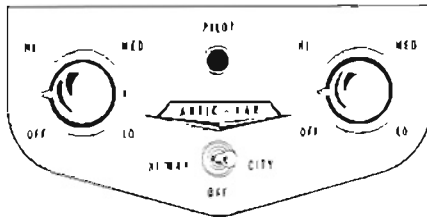
Name of Unit Installed Borg Warner 076 YORK

YOUR

ARTIC-KAR AIR CONDITIONER

Manufactured By
CAPITOL REFRIGERATION, Inc.
3333 East Kiest Blvd., Dallas 3, Texas

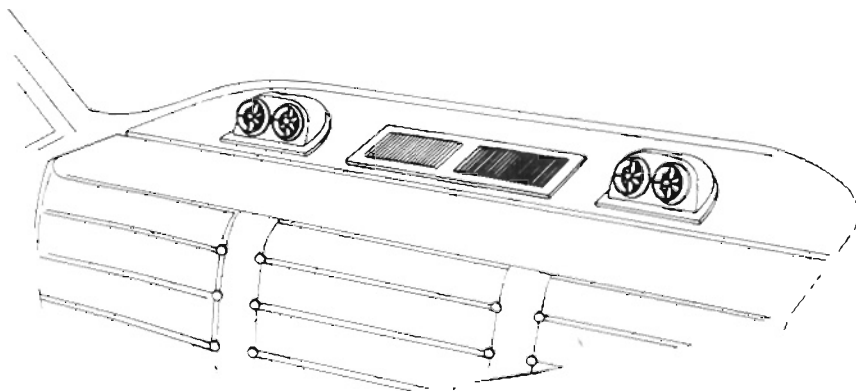
HOW TO OPERATE YOUR CENTRAL-AIRE TRUNK UNIT



The up-front control panel contains two blower controls, a pilot light and a special toggle switch. The toggle switch allows manual control of the unit to turn off the compressor. Using a pre-set temperature control, the toggle switch can be moved to the left or right for easy control of HI-WAY or CITY temperature settings.

The indicator or pilot-light shows when the compressor is operating (unit is refrigerating).

To circulate air in your automobile, turn rotary switches to the right to the desired blower speed. CENTRAL-AIRE trunk units are equipped with two blowers and a separate control knob for each blower. Blowers may be used separately or together as desired. Blower speeds vary from HIGH to LOW, with a medium speed in-between.



CENTRAL-AIRE rear air outlets are especially designed for superior control of cool air. A total of four rotating and tilting ball type louvers give you maximum direction or deflection of air for air conditioning comfort all over the car.

This is a schedule of the labor allowance given Dealers by Capitol Refrigeration Company, Inc., on automobiles manufactured in the United States of America.

LABOR SCHEDULE:

Part replacement	Labor	Freon (Dash)	Freon (Trunk)
Compressor	\$6.00	\$1.50	\$3.00
Compressor mount	6.50	1.50	3.00
Crankshaft pulley	6.00	- - -	- - -
Idler pulley	2.20	- - -	- - -
Clutch	3.30	- - -	- - -
Compressor seal	5.30	1.50	3.00
Compressor valve plate	4.00	1.50	3.00
Condenser	4.50	1.50	3.00
Receiver drier (leakage only)	3.00	1.50	3.00
Evaporator case (underdash)	4.50	1.50	- - -
Evaporator case (trunk)	6.00	- - -	3.00
Blower motor	3.60	- - -	- - -
Expansion valve	3.70	1.50	3.00
Blower switch	1.60	- - -	- - -
Thermostat	2.80	- - -	- - -
Refrigeration hose	2.90	1.50	3.00

Positively no allowance will be made for loss of Freon due to servicing of Unit. Freon is considered in above prices.

Warranty Labor applied only for parts change and will be paid on Parts Return Tag received with part at above rate only.

When away from home, wire following message COLLECT to Artic-Kar, Dallas, Texas: "Please advise nearest Artic-Kar dealer." (Sign your name and your location) (Maximum message we can accept collect is 10 words).

HELPFUL HINTS AND CARE OF UNITS

1. It is recommended during a break-in period of 500 miles, that your speed be confined to a maximum of 60 miles an hour, as all parts in the air conditioning system are new and require break-in periods similar to that required for your automobile engine.
2. Proper belt tensioning is as important as the electric cord which furnishes power to your home refrigerator. The belt must be retensioned within the first one hundred miles. After this, periodic checks will assure longer belt life.
3. Checking proper oil level in the compressor should be done only by competent refrigeration personnel when either charging or recharging the system with refrigerant Freon 12.
4. All other belts are equally important and should be checked periodically. Failure to do this may result in weak or run down battery and/or cause overheating of engine.
5. Your air conditioning system, like a fine watch, may require adjustment or service, which should only be done by experienced refrigeration personnel.
6. On every Artic-Kar System, there is provided a liquid Freon level indicator. With this, at a glance, proper Freon level can be checked.
7. In case of overheating, check the following items:
 - A. Defective radiator pressure cap
 - B. Loose fan belts
 - C. Clogged condenser and radiator core (bugs)
 - D. Water restrictions (kinked or collapsed water hoses, radiator clogged internally)
 - E. Defective engine thermostat
 - F. Losing water level, such as leaking gaskets, radiator or hoses
 - G. Air conditioning system overcharged
8. Winter operation
 - A. Do not remove the compressor belt
 - B. Turn off thermostat, thereby disengaging the clutch
 - C. Cycle air conditioning system twice a week at least 5 minutes each time.
9. A large quantity of water is removed from the air by your air conditioner. When dual drains are properly installed, this water will drain through the floor, into the ground. This is normal and necessary.

IMPORTANT NOTICE TO THE OWNER

When an Artic-Kar Dealer replaces a defective part within Warranty, it should be replaced with a part of exactly the same specifications.

See that your Warranty Cards are all filled out properly by the installing dealer and returned to the respective parties listed on the heading of this card. This is the only possible way we can give you the Service and Warranty you are justly due.

If all cards are not on record in their respective files, the Dealer cannot and will not honor any claim, oral or written, under Warranty. No warranty can be enforced by you unless you present Warranty Credentials to an authorized Artic-Kar Dealer, so carry this booklet in your automobile at all times. By special arrangement among themselves, all authorized Artic-Kar Dealers have agreed to honor each other's Dealer Warranties as a method of saying "Thank You" for your business.

DRIVE
AND
ARRIVE
FRESH
AS A
DAISY



NATIONAL SALES OF ARTIC-KAR AUTO AIR CONDITIONING & OTHER AUTOMOBILE ITEMS

ARTIC-KAR SALES, INC.

3333 EAST XIEST BLVD DALLAS, TEXAS • WH 8-7121 • TLX/073-331 • CABLE ARTIC-KAR, DALLAS

Congratulations.

You have just become the proud owner of one of the finest examples of precision engineering available - your Artic-Kar Auto Air Conditioner.

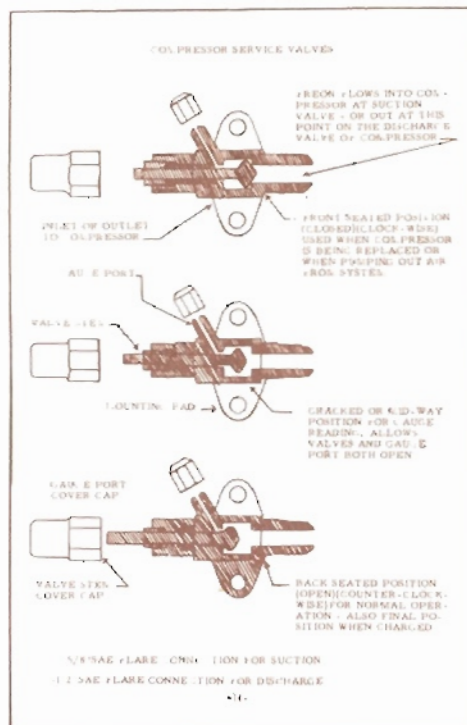
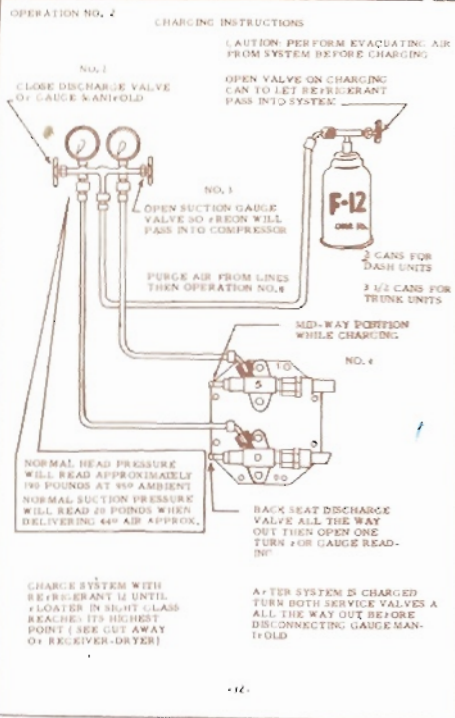
At the front of this book is a page entitled "Important For All Artic-Kar Units". It gives you tips on additional advantages you gain from your Artic-Kar unit.

It also gives you tips on keeping your Artic-Kar unit at peak performance. By following the simple instructions on this page you will insure yourself of many thousands of miles of trouble-free driving comfort.

Read them carefully, then "Drive And Arrive Fresh As A Daisy".

Cordially,

Wm. E. Anglin
President

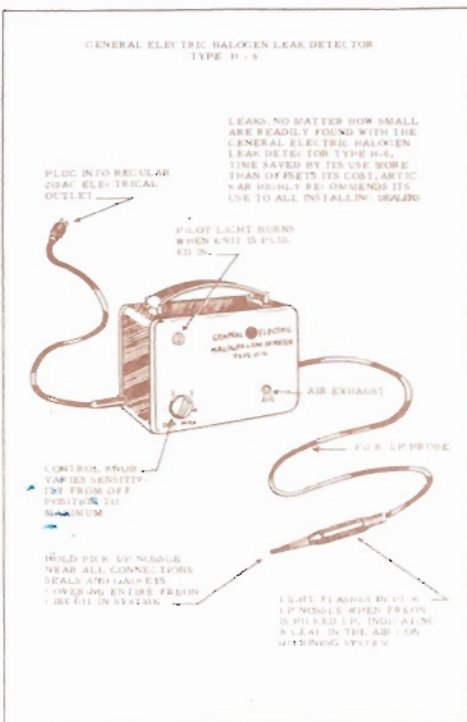
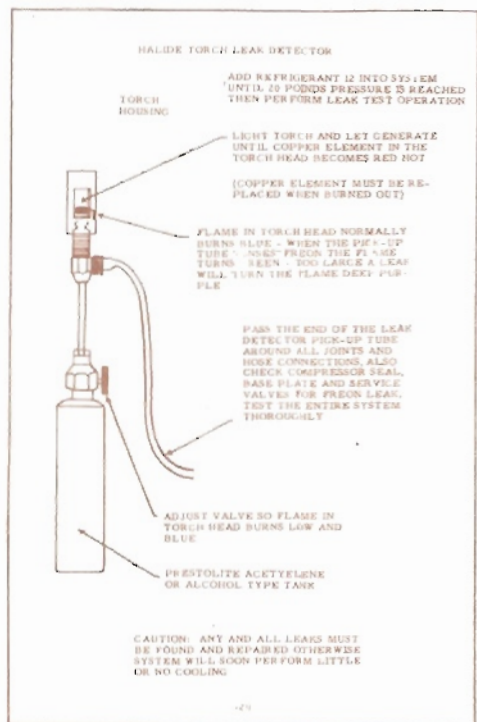
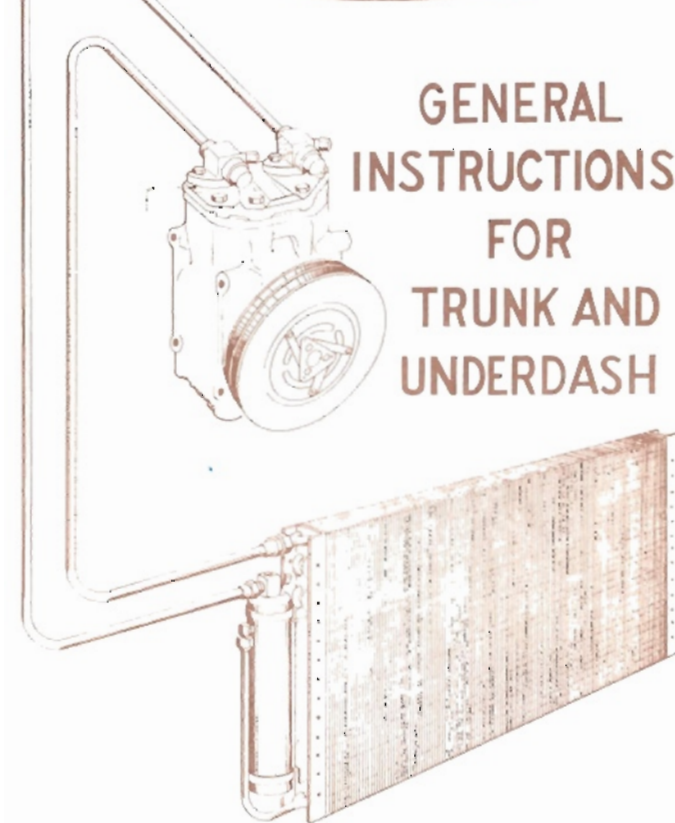


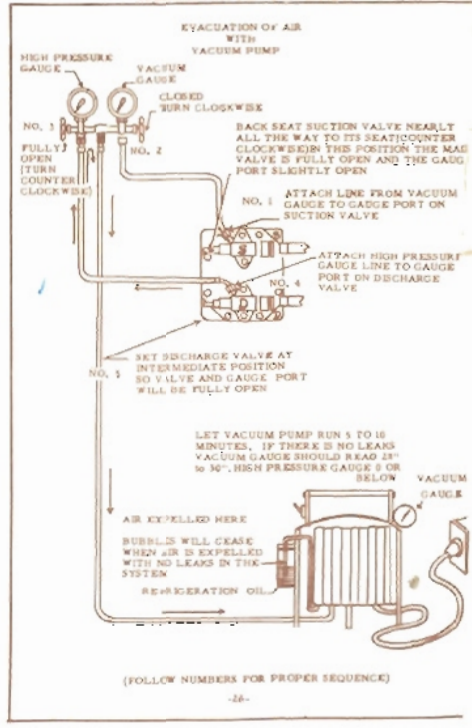
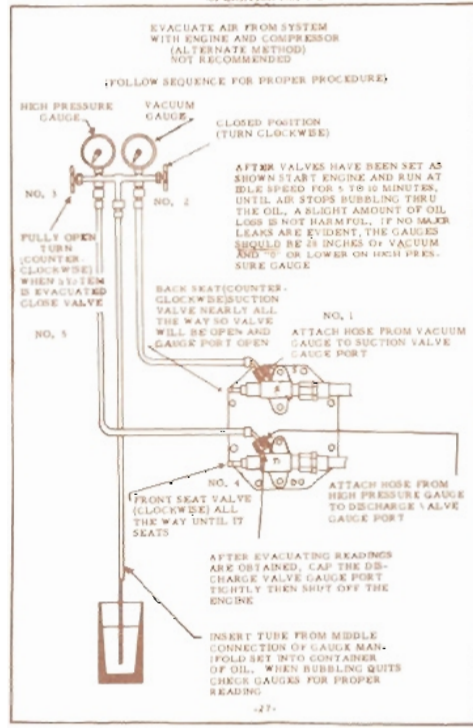
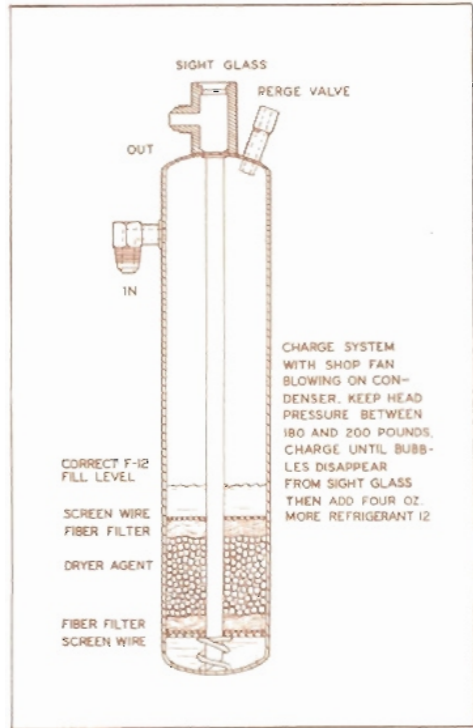
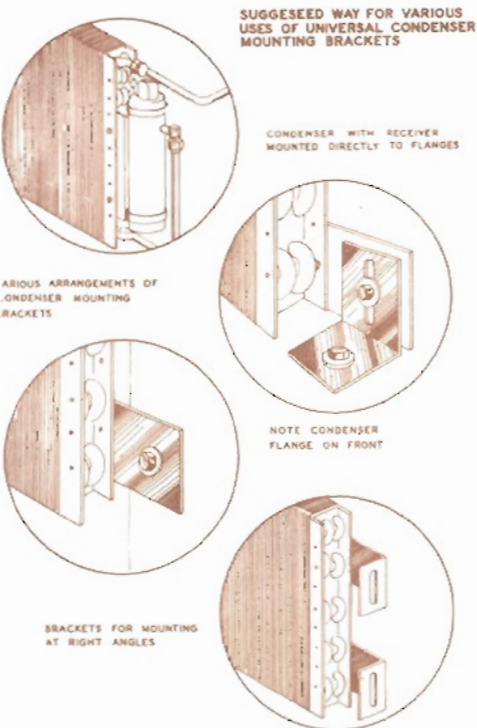
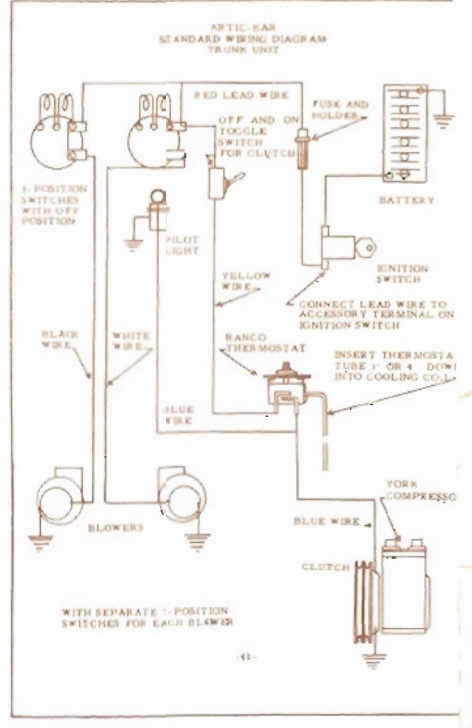
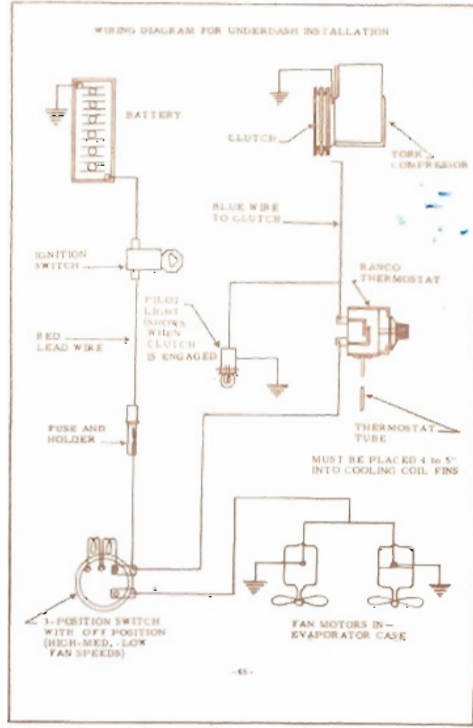
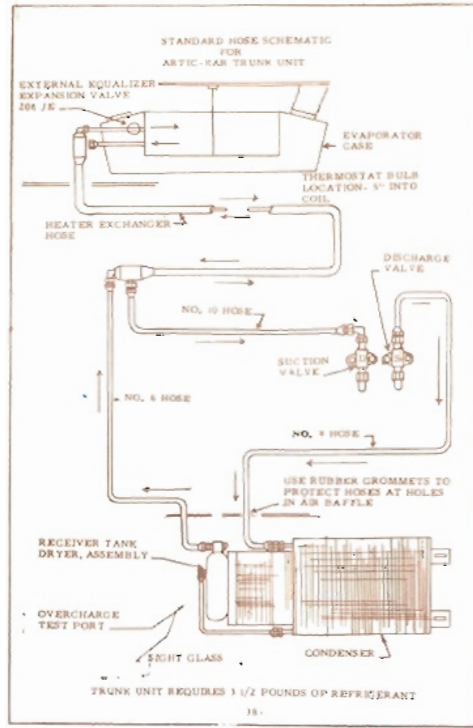
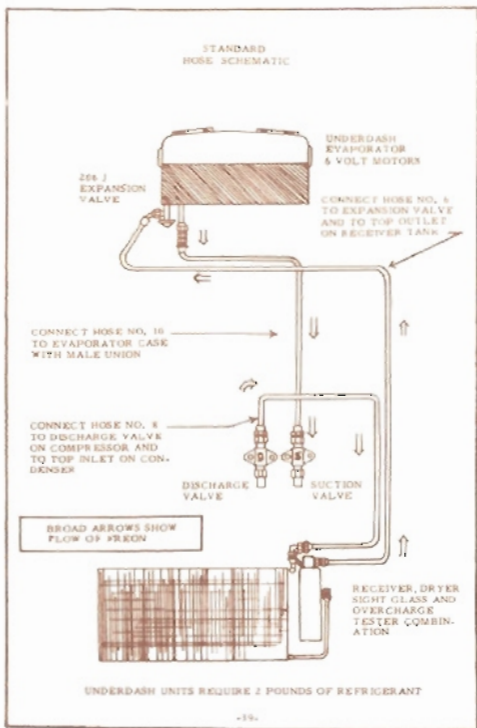
ARTIC-KAR

AUTOMOTIVE AIR CONDITIONING



GENERAL INSTRUCTIONS FOR TRUNK AND UNDERDASH





DRIVE
AND
ARRIVE
FRESH
AS A
DAISY



NATIONAL SALES OF ARTIC-KAR AUTO AIR CONDITIONING & OTHER AUTOMOBILE ITEMS

ARTIC-KAR SALES, INC.

3333 EAST KIEST BLVD., DALLAS, TEXAS • WH 8-7121 • TLX/073-331 • CABLE ARTIC-KAR, DALLAS