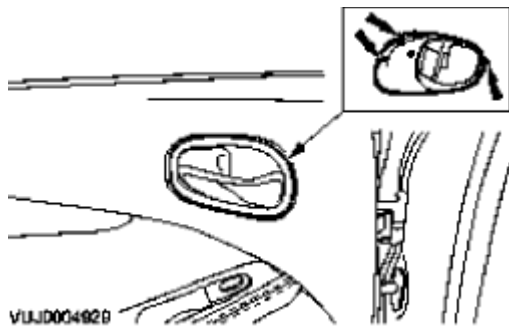


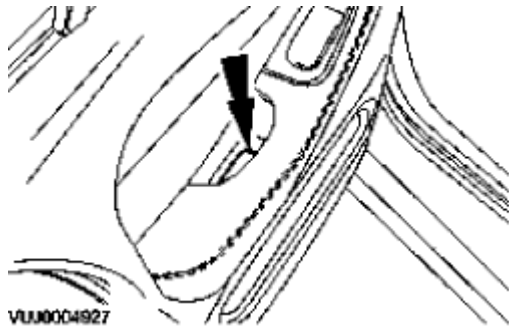
## Rear Door Trim Panel (76.34.04)

### Removal

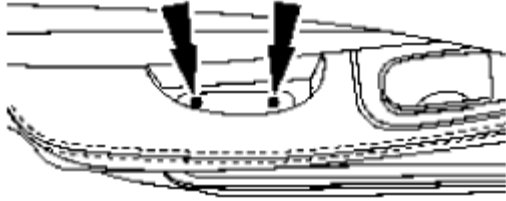
1. Remove the rear door interior handle bezel.



2. Remove the rear door trim panel retaining screw cover.

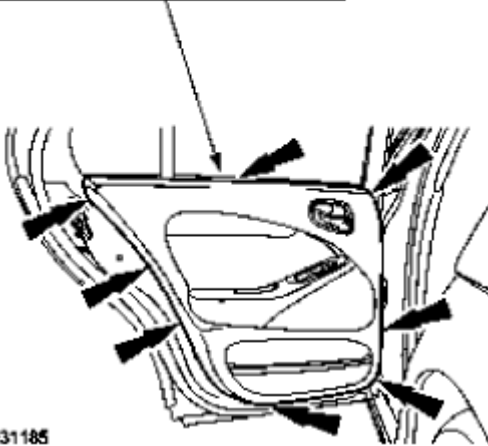
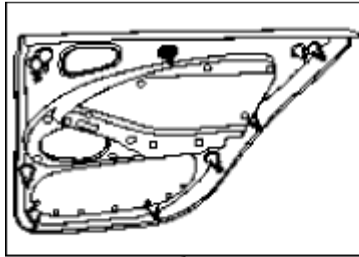


3. Remove the rear door trim panel retaining screws.



VUJ000482B

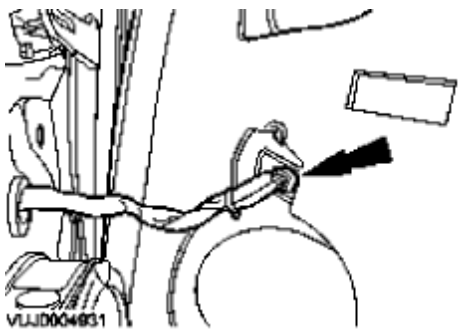
4. Detach the rear door trim panel.



E31185

5. Remove the rear door trim panel.

- Disconnect the window control switch electrical connector.



VUJ0004831

## **Installation**

1. To install, reverse the removal procedure.