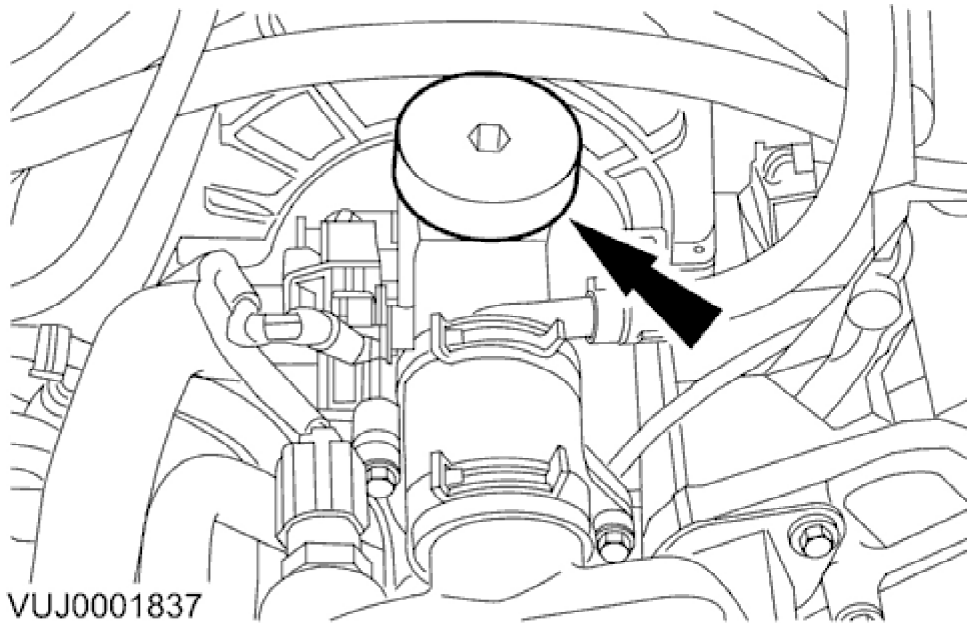


## 2000 S-TYPE - Engine Cooling - 303-03

Remove the engine cover.

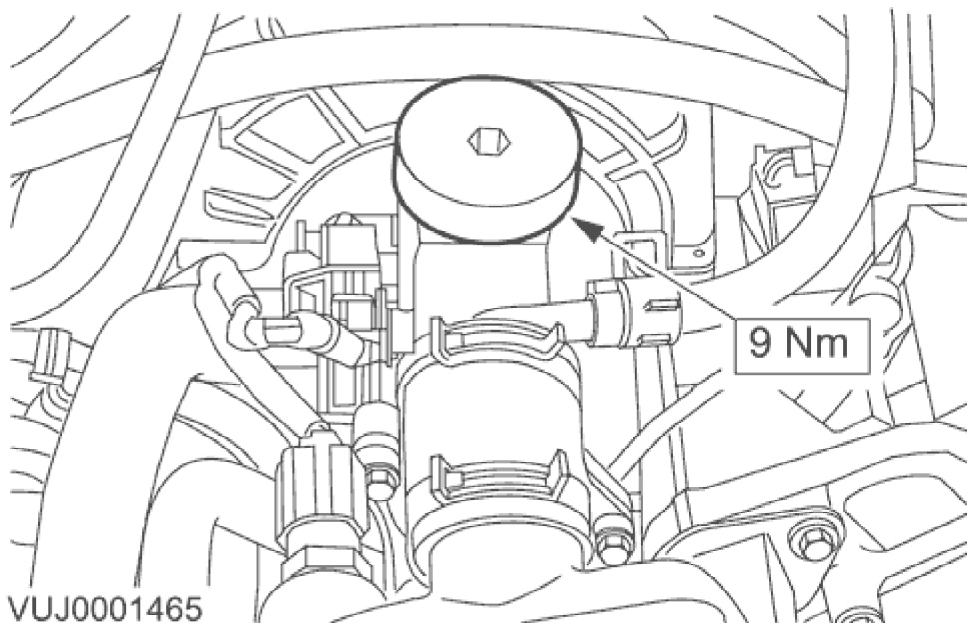


VUJ0001837

28. Remove the engine fill cap.

29. Open the heater air bleed located next to the expansion tank.

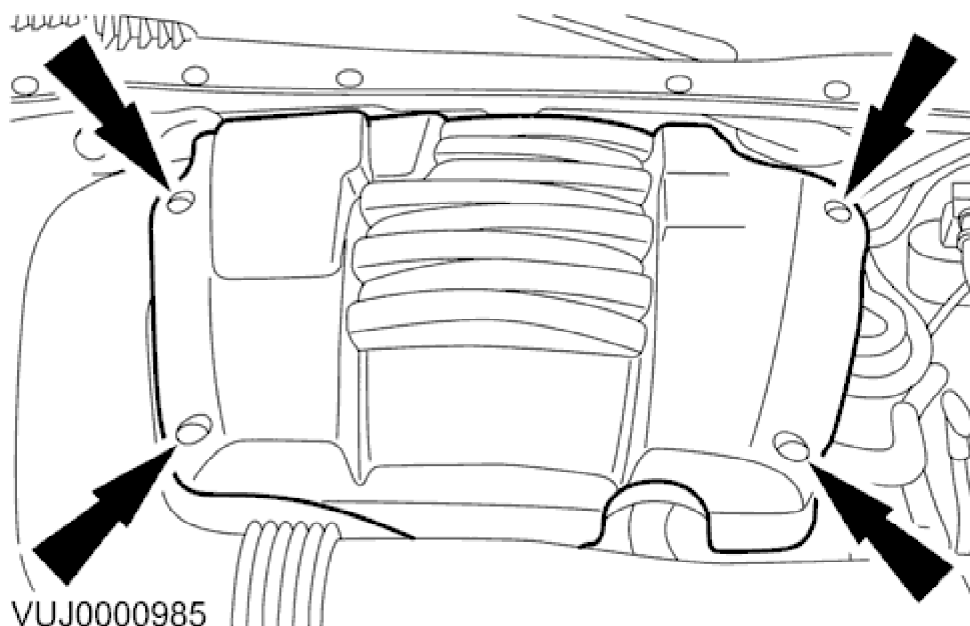
30. Fill the cooling system at the engine fill point.



VUJ0001465

31. Install the engine fill cap.

## 2000 S-TYPE - Engine Cooling - 303-03



32. Install the engine cover.

33. Leave heater air bleed open.

34. Start the engine and set the heater to 29°C/90°F temperature.

35. Close heater air bleed when a steady stream of coolant flows during engine idle.

36. Allow the engine to idle for 5 minutes, adding coolant to the expansion tank to maintain the COLD FILL MAX level.

37. Open the heater air bleed to release any trapped air. Close the heater air bleed.

38. Increase the engine speed to 2000 rpm for between three and five minutes or until the heater is blowing hot air.

Return to idle and verify that heater is blowing hot air.