

X-Type wiring diagrams







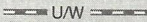


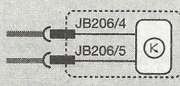







Diagram 1

WARNING: This vehicle is fitted with a supplemental restraint system (SRS) consisting of a combination of driver (and passenger) airbag(s), side impact protection airbags and seatbelt pre-tensioners. The use of electrical test equipment on any SRS wiring systems may cause the seatbelt pre-tensioners to abruptly retract and airbags to explosively deploy, resulting in potentially severe personal injury. Extreme care should be taken to correctly identify any circuits to be tested to avoid choosing any of the SRS wiring in error.

Further information see airbag system precautions in body electrical systems chapter.

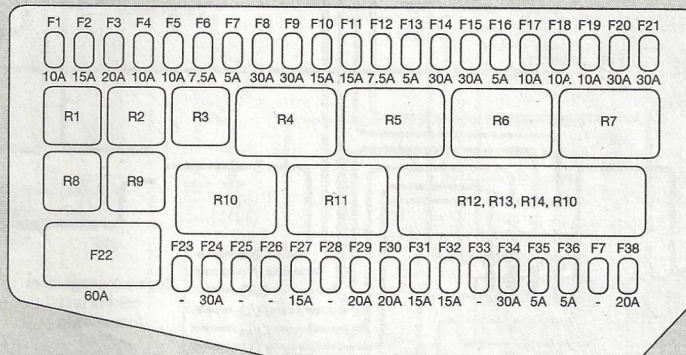
The SRS wiring harness can normally be identified by yellow and/or orange harness or harness connectors.

Wiring symbols

| | | |
|--|--|--|
| <p>Relay actuator</p>  | <p>Bulb</p>  | <p>Wire splice, soldered joint, or unspecified connector</p>  |
| <p>Ground point and location</p>  | <p>Switch</p>  | <p>Connecting wires</p>  |
| <p>Colour (with white tracer)</p>  | <p>Fuse/Fusible link</p>  | <p>Diode</p>  |
| <p>Wire outline denotes (larger item, containing an electronic or waste device (pins 4 and 5 connector JB206).</p>  | <p>Resistor</p>  | <p>Light-emitting diode</p>  |
| | <p>Variable resistor</p>  | <p>Item number</p>  |
| | <p>Variable resistor</p>  | <p>Motor/pump</p>  |
| | | <p>Heating element</p>  |

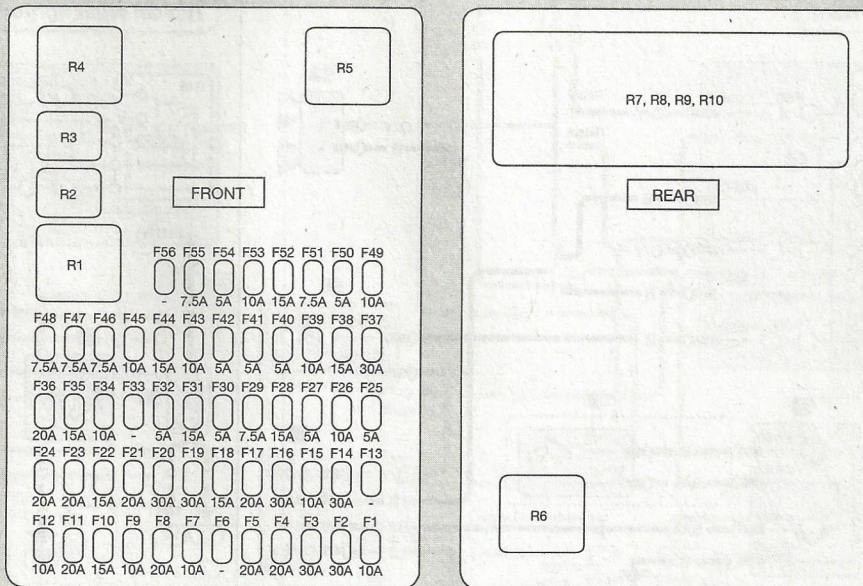
Engine fusebox 5

- Main beam/front foglight relay
- Spare (petrol)/horn relay (Diesel)
- A/C compressor clutch relay
- Front wiper relay
- Ignition relay
- Heated front screen relay
- Engine management relay
- Headlight washer pump relay
- Spare
- Spare (petrol)/glow plug relay (Diesel)
- Dip beam relay
- Starter relay
- Slave ignition relay
- Spare
- Horn relay (petrol)/auxiliary heater relay 1 (Diesel)



Passenger fusebox 6

- Mirror retraction control unit
- Accessory relay
- Rear wiper relay
- Heater blower relay
- Ignition relay
- Heated rear window relay
- Throttle motor relay (2.5L, 3.0L)
- Fuel pump relay (2.0L)
- Spare
- Reversing light relay
- Battery saver relay



Fuse locations

- Engine block
- Under battery tray
- Behind engine fusebox
- LH 'A' pillar
- RH 'A' pillar
- Under LH headlight
- RH 'A' pillar
- RH 'A' pillar
- LH rear luggage compartment
- LH rear luggage compartment
- LH 'E' pillar
- RH rear roof panel
- Under RH headlight
- RH dash cross car beam
- LH parcel shelf