

ACCESSORY DRIVE - V8 S/C 5.0L PETROL

ACCESSORY DRIVE BELT (G1085774)

REMOVAL AND INSTALLATION

12.10.40	DRIVE BELT - FRONT END ACCESSORY DRIVE - RENEW	5000 CC, AJ V8, SUPERCHARGED	0.7	USED WITHINS
----------	---	------------------------------------	-----	--------------

REMOVAL

NOTE:

Removal steps in this procedure may contain installation details.

1. Refer to: Battery Disconnect and Connect (414-01, General Procedures).

2. Refer to: Supercharger Belt (303-05, Removal and Installation).

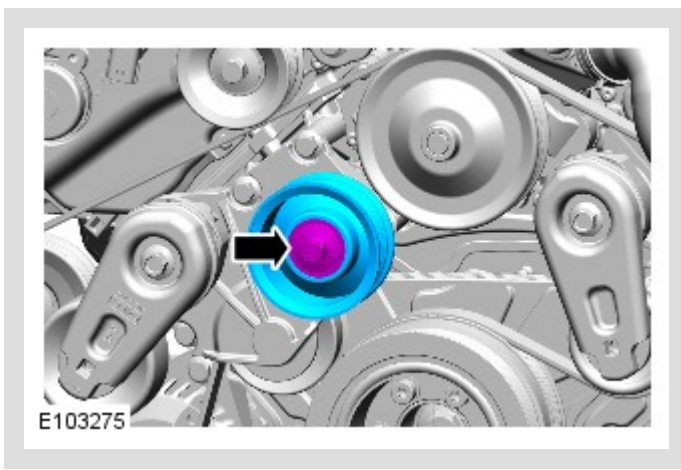
3. WARNING:

Make sure to support the vehicle with axle stands.

Raise and support the vehicle.


4. Refer to: Air Deflector (501-02, Removal and Installation).

5.



Torque: 55 Nm

6.



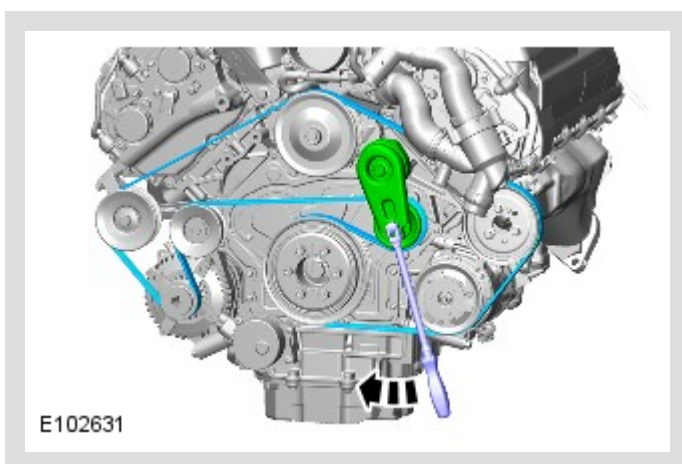
Torque: 25 Nm

**CAUTIONS:**

- Make sure that the accessory drive belt is correctly aligned to the pulleys. Failure to follow this instruction may result in damage to the vehicle.
- Clean and inspect the accessory drive belt pulleys for damage.

**NOTES:**

- Some variation in the illustrations may occur, but the essential information is always correct.
- Engine shown removed for clarity.
- Note the fitted position.

**INSTALLATION**

1. To install, reverse the removal procedure.