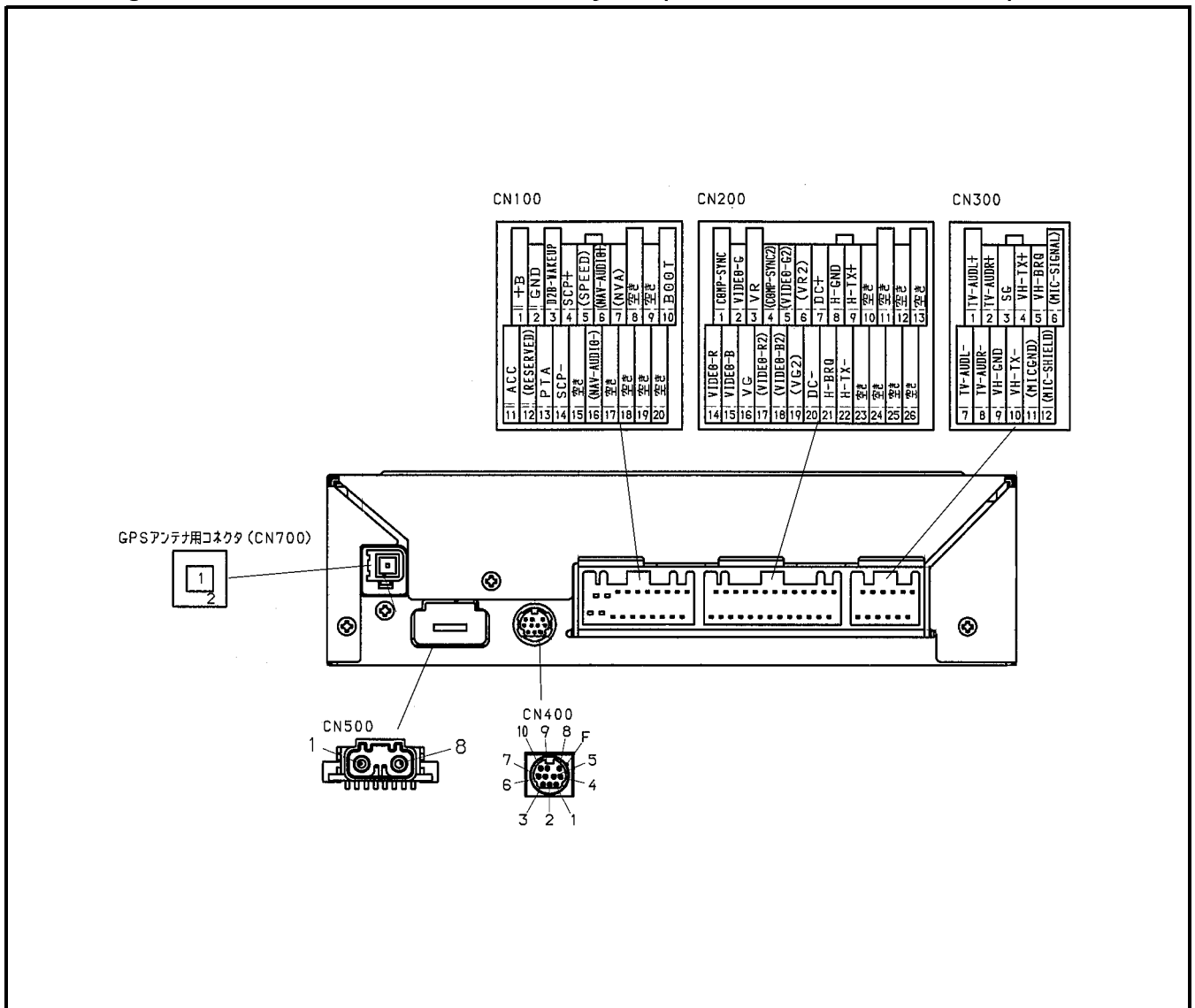


11.2 Navigation ECU Connector Terminal Layout (DENSO P/N: 462100-811#)



No.	Code	No.	Code
1	+B	11	ACC
2	GND	12	—
3	D2B WAKEUP	13	PTA
4	SCP+	14	SCP-
5	(SPEED)	15	—
6	(NAV-AUDIO+)	16	(NAV-AUDIO-)
7	(NVA)	17	—
8	—	18	—
9	—	19	—
10	BOOT	20	—

No.	Code	No.	Code
1	COMP-SYNC	14	VIDEO-R
2	VIDEO-G	15	VIDEO-B
3	VR	16	VG
4	(COMP-SYNC2)	17	(VIDEO-R2)
5	(VIDEO-G2)	18	(VIDEO-B2)
6	(VR2)	19	(VG2)
7	DC+	20	DC-
8	H-GND	21	H-BRQ
9	H-TX+	22	H-TX-
10	—	23	—
11	—	24	—
12	—	25	—
13	—	26	—

No.	Code	No.	Code
1	TV-AUDL+	7	TV-AUDL-
2	TV-AUDR+	8	TV-AUDR-
3	SG	9	VH-GND
4	VH-TX+	10	VH-TX-
5	VH-BRQ	11	(MICGND)
6	(MIC-SIGNAL)	12	(MIC-SHIELD)

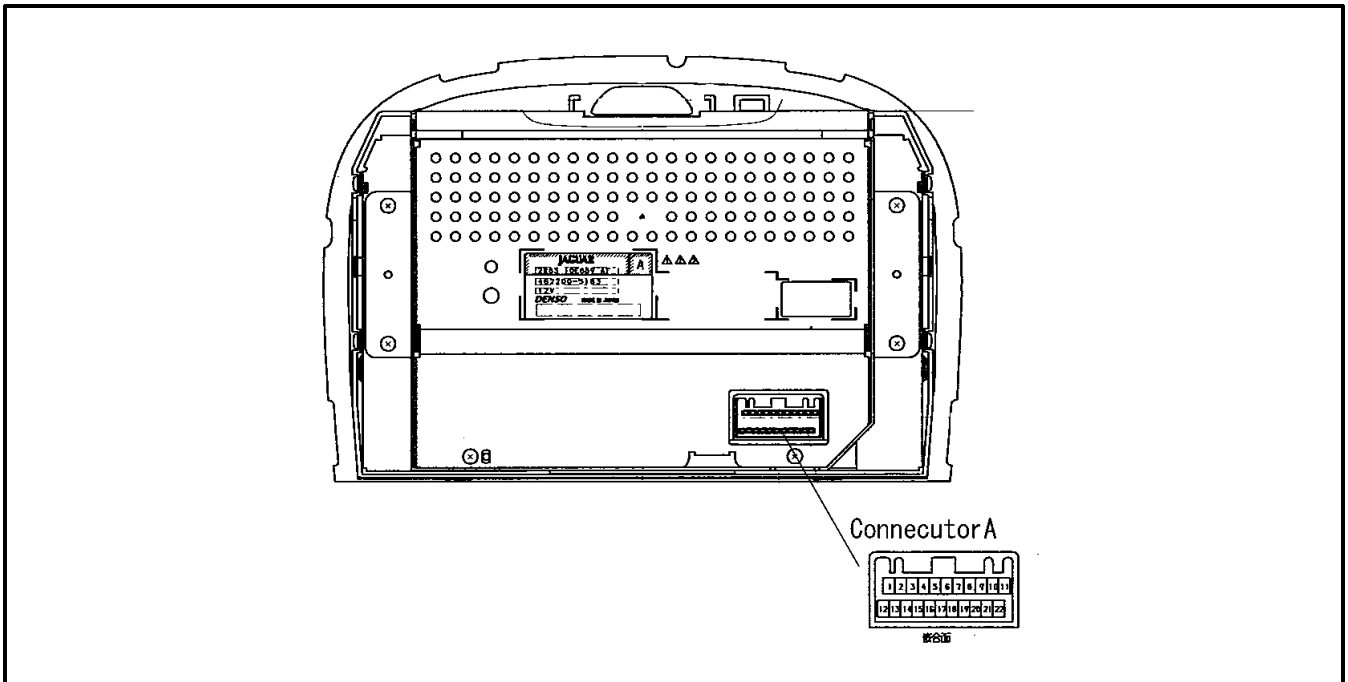
Trafficmaste connector (CN400)			
No.	Code	No.	Code
1	MDMDTR	7	MDMRX+
2	MDMRTS	8	MDMDCD
3	MDMRX-	9	MDMTX+
4	MDMCTS	10	NC
5	MDMGND	F	SHIELD
6	MDMTX-		

D2B connector (CN500)		
No.	Code	
1	TX	
2	RX	

GPS antenna connector (CN700)		
No.	Code	
1	RF+	
2	RF-	

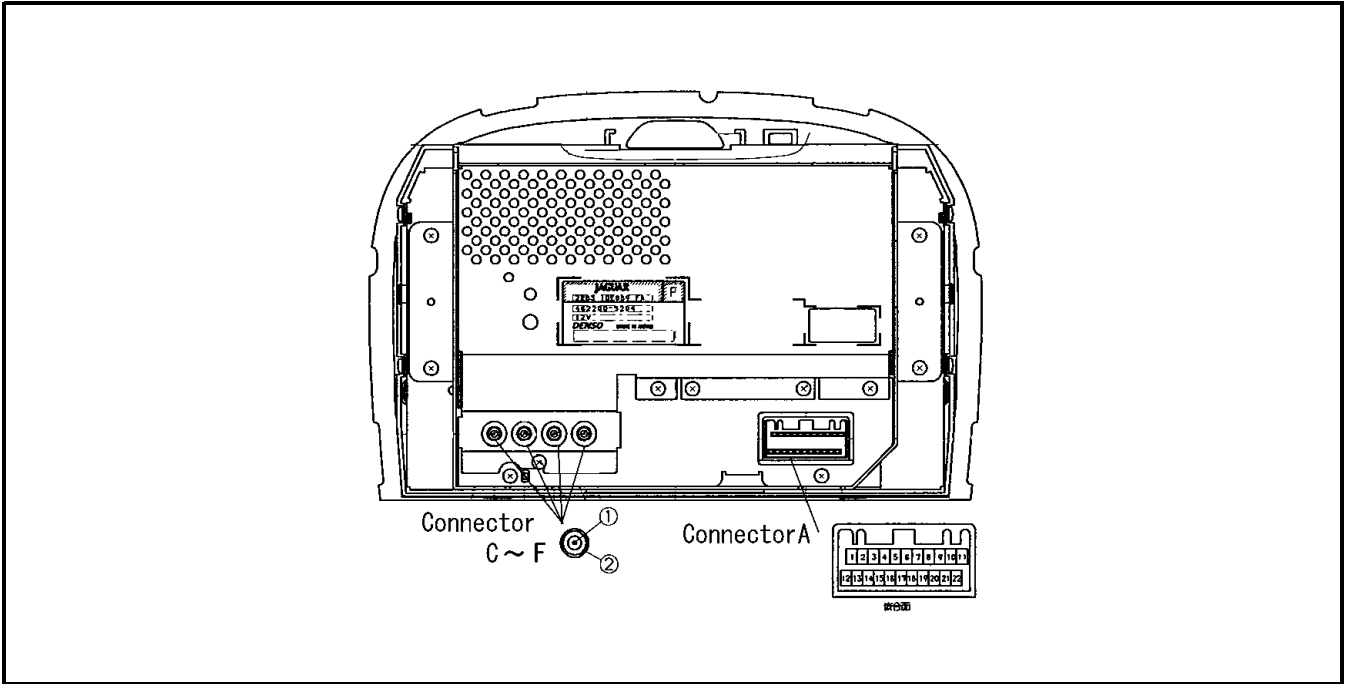
11.3 Display Connector Terminal Layout

(1) Without TV (DENSO P/N: 462200-518#, -519#)



Connector A					
No.	Code	I/O	No.	Code	I/O
1	+B	I	12	GND	—
2	ACC	I	13	GND	—
3	—		14	—	
4	NAV-DC-BUS+	I/O	15	NAV-DC-BUS-	I/O
5	NAV-VG	—	16	SECURITY	O
6	NAV-R	I	17	NAV-B	I
7	NAV-G	I	18	NAV-SYNC	I
8	V-SG	—	19	—	
9	ILL	I	20	—	
10	PTA	I	21	—	
11	(SG)	—	22	—	

(2) With TV (DENSO P/N: 462200-520#, -521#)



Connector A					
No.	Code	I/O	No.	Code	I/O
1	+B	I	12	GND	—
2	ACC	I	13	GND	—
3	—		14	—	
4	NAV-DC-BUS+	I/O	15	NAV-DC-BUS-	I/O
5	NAV-VG	—	16	SECURITY	O
6	NAV-R	I	17	NAV-B	I
7	NAV-G	I	18	NAV-SYNC	I
8	V-SG	—	19	TV Audio Left+	O
9	ILL	I	20	TV Audio Left-	O
10	PTA	I	21	TV Audio Right+	O
11	SG	—	22	TV Audio Right-	O

Connector C-F		
No.	Code	I/O
1	ANT-IN	I/O
2	ANT. IN. GND	—