



Technical Service Bulletin

No. B501-07v2
22 April 2005

Reissue/Reissue

Please replace the previous edition of this bulletin. Please replace the previous edition of this bulletin.

This bulletin supersedes TSB This bulletin supersedes TSB B501-07/2004 dated 06 February, which should either be destroyed or clearly marked to show it is no longer valid (e.g. with a line across the page). which should either be destroyed or clearly marked to show it is no longer valid (e.g. with a line across the page).

Subject/Concern/Concern:	Possible Causes of Water Ingress into the Vehicle
---------------------------------	---

Models/Models:

XJ Range	VIN-range: G00442 Onwards
----------	---------------------------

Markets/Markets: All

Section/Section: 501-01

Summary/Summary:

This bulletin has been issued for information only to aid technicians in identifying the possible areas of water ingress into the vehicle.

Version 2 of this Technical Bulletin has been issued to add further possible water ingress points.


Should a customer express concern, and having located the point of water ingress, the appropriate remedial action should then be carried out.

Service Information

Possible Water Ingress Points into the Vehicle


Water Ingress around the luggage compartment

- 11 . **Issue:** Water ingress into the spare wheel well and the luggage compartment carpet is wet towards the front of the luggage compartment. **Possible Cause:** Hole in sealer between the rear fender and bottom corner of backlight panel, or forward channel seam leaking.




E62679

- 22 . **Issue:** Water ingress into the spare wheel well and the luggage compartment carpet is wet. **Possible cause:** Water tracking underneath the luggage compartment aperture seal.




E62680

- 33 . **Issue:** The luggage compartment carpet is wet at one or both sides. **Possible cause:** Water ingress through luggage compartment lid hinge securing bolts.



E62681

- 44 . **Issue:** The luggage compartment carpet is wet towards the rear of the luggage compartment. **Possible cause:** Rear fender seam leaking.



E62682

- 55 . **Issue:** Water ingress onto the spare wheel well. **NOTENOTE:** Water leak mainly from vertical part of the seam.


Possible cause: Luggage compartment floor seams leaking.



E62683

- 66 . **Issue:** Water ingress into the rear number plate lamps. **NOTENOTE:** Foam attached to finisher may be distorted.

Possible cause: Luggage compartment trim finisher not correctly sealed to the luggage compartment lid.



E62684

Water Ingress into front footwells


- 77 . **Issue:** Water ingress into the driver footwell. **NOTENOTE:** Apply a suitable wet sealant to the area shown.

Possible cause: Water can track between the 'body in white' panels where the lower steering column exits the bulkhead.



E62685


- 88 . **Issue:** Water ingress into the front footwells. **Possible cause:** Inner front fender to bulkhead seams leaking.



E62686

- 99 . **Issue:** Water ingress into the front passenger footwell. **NOTENOTE:** On driver side this hole is used to mount the plenum drain tube. On passenger side a blanking patch is installed.

Possible cause: Patch over hole can leak water.



E62687

- 1010 **Issue:** Water ingress into the front footwell. **Possible cause:** Water ingress from harness grommet under front wheel arch.




E62688

Water Ingress into the rear of the cabin


- 1111 **Issue:** Sill carpet wet at rear. **NOTENOTE:** Remove rubber finisher and apply a suitable wet sealant (to the areas shown) to block the water path.

Possible cause: Water tracks under the rubber finisher along the C-pillar/door shut joint and/or behind the rubber finisher fixings, then down along draft welt.



E62689


- 1212 **Issue:** Water ingress into the cabin. **Possible cause:** Water can run from the drain channel, behind the putty, and then down onto the inner wheel arch. From here the water can run forwards into the cabin.




E62690

- 1313 **Issue:** Water ingress into the cabin. **NOTENOTE:** Pull away finisher for access, remove two fixings securing the drain channel clip and apply a suitable wet sealant around the fixing holes (areas shown) to block the water path.

Possible cause: Water ingress through the drain channel finisher fixings.




1414 **Issue:** Water ingress into the rear of the cabin. **Possible cause:** Water ingress through the seams by the rear seat.



1515 **Issue:** Long Wheel Base Vehicles Only - Water ingress into the left-hand and right-hand rear footwells.
NOTENOTE: Illustration, right-hand shown left-hand similar.

Possible cause: Water ingress through the long wheel base extension seem, left-hand and right-hand side.



©2005 Jaguar