

www.jagrepair.com


Throttle Body Plugs P0121 Code

All information is believed to be correct and it is given in good faith. User of this information is to use good judgment and comply with all the safety rules that apply to operating tools and equipment. Jagrepair.com cannot be held responsible if any of the information provided is not correct or does not work for you. Owner of the vehicle accepts responsibility with any and all applications they choose to use.


Top view of Throttle Body



With air intake removed



Side view of plugs




Readjusted the plug connectors



Found that the plug stays were broken



Mirror view



*On several occasions while driving the car I would get a Fail Safe warning and I would loose po
Thought that the TB needed cleaning. Did that and used BG 44k the problem cleared for a period c
Then it did it again with the same codes. I removed the top plug and found that the clips were loose.
them to fit tighter and had no problems for a long time until a few days ago when I was on the tol
running about 70mph. and the car lost power. I moved the TB wires and I was on the road again.
took the time necessary and checked all the connections and found that the stay for the TB plug was
allowing it to work itself loose. Alldata indicated that Jag had a service bulletin on the plug and su
that the connectors should be replaced. I went to Jag and they only had the wire connectors. They
have the plug that holds the wire connectors in place so I used a wire tie to hold it in place.*

This is part of the service bulletin

Engine Control - AJ27 MIL ON, P0121

303-58

DATE 11/02

V8 XJ Series/XK

MODEL

1999-2001 MY XK Range

1999-2001 MY V8 XJ Series

VIN

031303-A22860

853936-F40117

Check Engine MIL - DTC P0121 Flagged - Connector Material Mismatch - AJ27 Engines - Modify I

Issue:

On some 1999-2001 XK and XJ vehicles within the above VIN ranges, with AJ-27 engines, Diagnostic Trouble Code (DTC) P0121 (Throttle Position Signal) may be present. A possible cause is a mismatch electrical connector terminal materials between the Throttle Position Sensor (TPS) and the wiring harness electrical connector (gold terminals on the TPS and tin terminals on the wiring harness).

Action:

For 1999 MY vehicles, also refer to Technical Bulletin 303-S498, Service Action S498.

On a customer complaint basis only, install new gold terminals into the TPS wiring harness electrical connector as follows:

[*Home*](#) | [*Contact Us!*](#)

Jagrepair.com © 2011 by Gus Glikas. All rights reserved.

The jagrepair logos and all proprietary artwork and photos are the property of Gus Glikas and may not be reproduced or distributed without expressed written permission.