

MAINTENANCE:

Recommended Fluid...Mercedes Benz Synthetic Automatic Transmission Fluid...Part Number **001 989 21 03 10** or a suitable substitute.

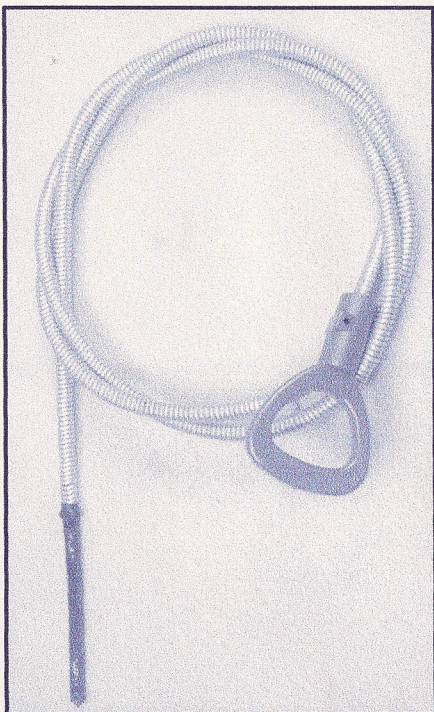
The transmission does NOT come equipped with a dip stick for checking fluid level. The filler tube has a locking plug in it from the factory. When fluid level needs to be checked use a screw driver to pry the lock from the plug and remove the plug as seen below.

Purchase the dip stick from a Mercedes Benz dealer using part number **140 589 15 21 00** shown below. While in Park at idle, use this **tool** to check fluid level by inserting the dip stick into the filler tube until fully seated, wait 3 seconds, then remove the dip stick and check the fluid level indication on the dip stick.


Dipstick tool for Sprinter & Crossfire - 8863A, 300C (LX) - 9336. Grand Cherokee comes equipped with a dipstick. Sprinter/Crossfire uses Trans fluid 5127382AA and can be topped off with no more than 1 quart of Type 4. The 300C and the Grand Cherokee uses Chrysler type 4 fluid.

FLUID CHECKING PROCEDURE

*Part # 05093746AA
for a new lock pin.*

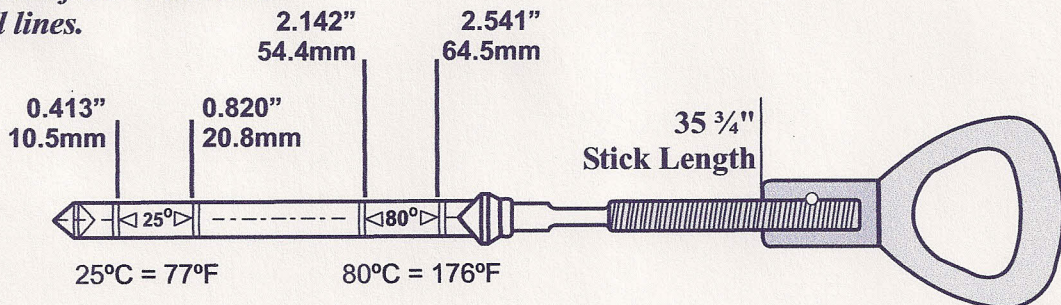


**STEP 1: REMOVE
LOCK WITH
A SCREWDRIVER**



**STEP 2:
REMOVE PLUG**

*Approximate measurements taken
from the bottom of the stick to the
individual fill lines.*



STEP 3: USE THIS TOOL TO CHECK FLUID LEVEL

PART NUMBER: 140 589 15 21 00

Figure 12