

FLUID CHECKING PROCEDURE AND RECOMMENDED FLUID


Recommended Fluid...Mercedes Synthetic ATF...Part Number 001 989 21 03 10 or suitable substitute.
 Daimler/Chrysler Sprinter & Crossfire....Part Number 5127382AA.
 Dodge Magnum, 300C & Grand Cherokee.... Chrysler Type 4 fluid.

The Mercedes transmission does NOT come equipped with a dip stick for checking fluid level. The filler tube has a locking plug in it from the factory. When fluid level needs to be checked use a screw driver to pry the lock from the plug and remove the plug as seen below. Ensure vehicle is parked on level ground and apply the parking brake.

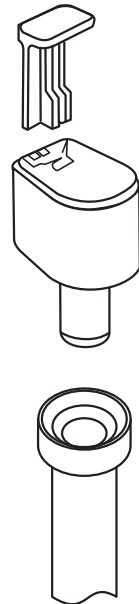
Purchase the dip stick from a Mercedes Benz dealer using part number 140 589 15 21 00 shown below. While in Park at idle, with fluid warm, use the **tool** to check fluid level by inserting the dip stick into the filler tube until fully seated, wait 3 seconds, then remove the dip stick and check the fluid level indication on the dip stick, as shown below.

Dipstick tool for Sprinter & Crossfire use Miller Tool 8863A, Magnum & 300C use Miller Tool 9336. Grand Cherokee comes equipped with a dipstick. Sprinter/Crossfire uses Trans fluid 5127382AA and can be topped off with no more than 1 quart of Type 4. The Dodge Magnum, 300C and the Grand Cherokee use Chrysler Type 4 fluid.

STEP 1: Remove lock with a screwdriver.

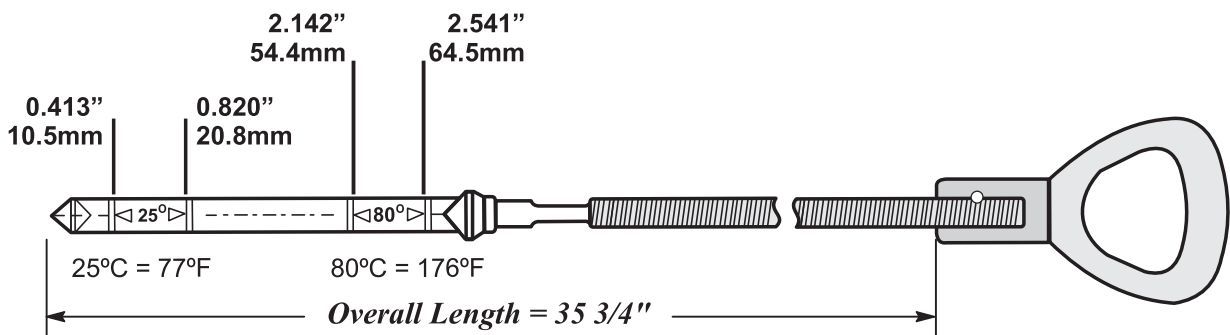


STEP 2: Remove Plug.
 Part # 05093746AA
 for a new lock pin.



STEP 3: Use "Special Tool" to check fluid level, as shown below.
 Mercedes Part Number, 140 589 15 21 00.
 Sprinter & Crossfire, Chrysler Number, Miller Tool 8863B.
 Magnum & 300C, Chrysler Number, Miller Tool 9336.
 Grand Cherokee comes equipped with a dipstick..

Approximate measurements taken from the bottom of the stick to the individual fill lines.



Copyright © 2009 ATSG

Figure 8