

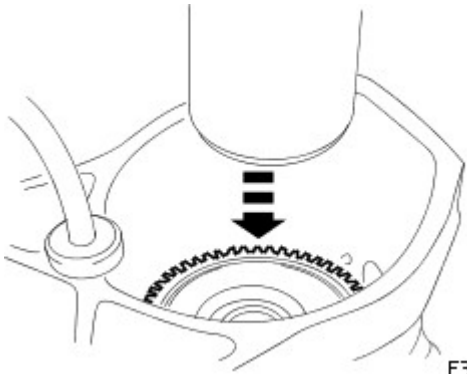
E35015

1. Install selected shim.
2. Install inner bearing.
3. Using special tool 205-234, install inner bearing seal.

20. Place block of wood on hydraulic press-bed and position hub carrier on block.

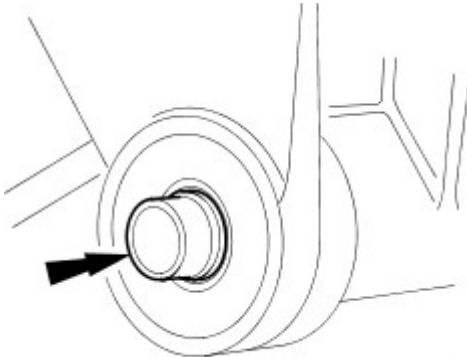
21.  CAUTION: Do not allow press load to be directed on to hub studs.

Align ABS rotor to hub and operate press to fully seat rotor on hub.



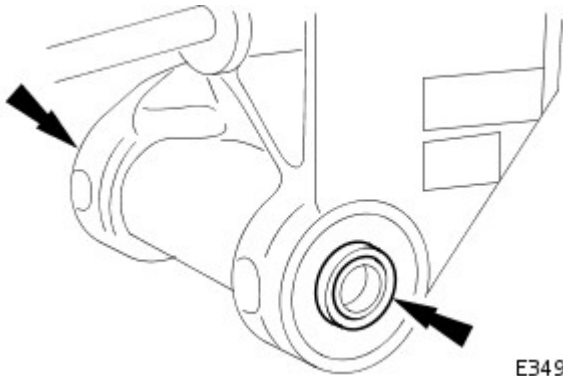
E34984

22. Install pivot pin sleeve in carrier bearings.



E34985

23. Install shims on pivot pin sleeve in positions noted during removal.



E34978

24. Position hub carrier assembly on wishbone.

1. Ensuring shims remain positioned on sleeve, position hub carrier assembly on wishbone.