

### BMW/JAGUAR ZF5HP24 "A" CLUTCH DRUM FAILURE

**COMPLAINT:** A vehicle with a ZF5HP24 comes in with a complaint of little or no movement forward, reverse is good.

Upon disassembly of the transmission the "A" Clutch drum is found to be broken at the clutch pack retaining snap ring (Refer to Figure 1) and the snap ring has come out of the drum. The technician replaced the drum with the updated part only to have it come back with the same complaint and the same broken drum.

**CAUSE:**

The drum is breaking in the snap ring area due to *un-commanded* pressure spikes. There is an updated pressure regulator valve (See Figure 2) which could help the situation as long as the valve bore is not worn. The pressure spikes can still occur and are caused by wear in the pressure regulator valve bore in the lower front valve body, Refer to Figure 3.

**CORRECTION:**

Using the part numbers found under Service Information, replace the pressure regulator valve and the lower front valve body.

<b>SERVICE INFORMATION</b>	<b>"A" Clutch Drum.....</b>	<b>1058-270-040</b>
	<b>Updated Pressure Regulator Valve.....</b>	<b>1058-327-030</b>
	<b>Lower Front Valve Body.....</b>	<b>1058-327-022</b>

*Aspecial thanks to Nat Wentworth of Eriksson Industries for supplying photos and part numbers.*

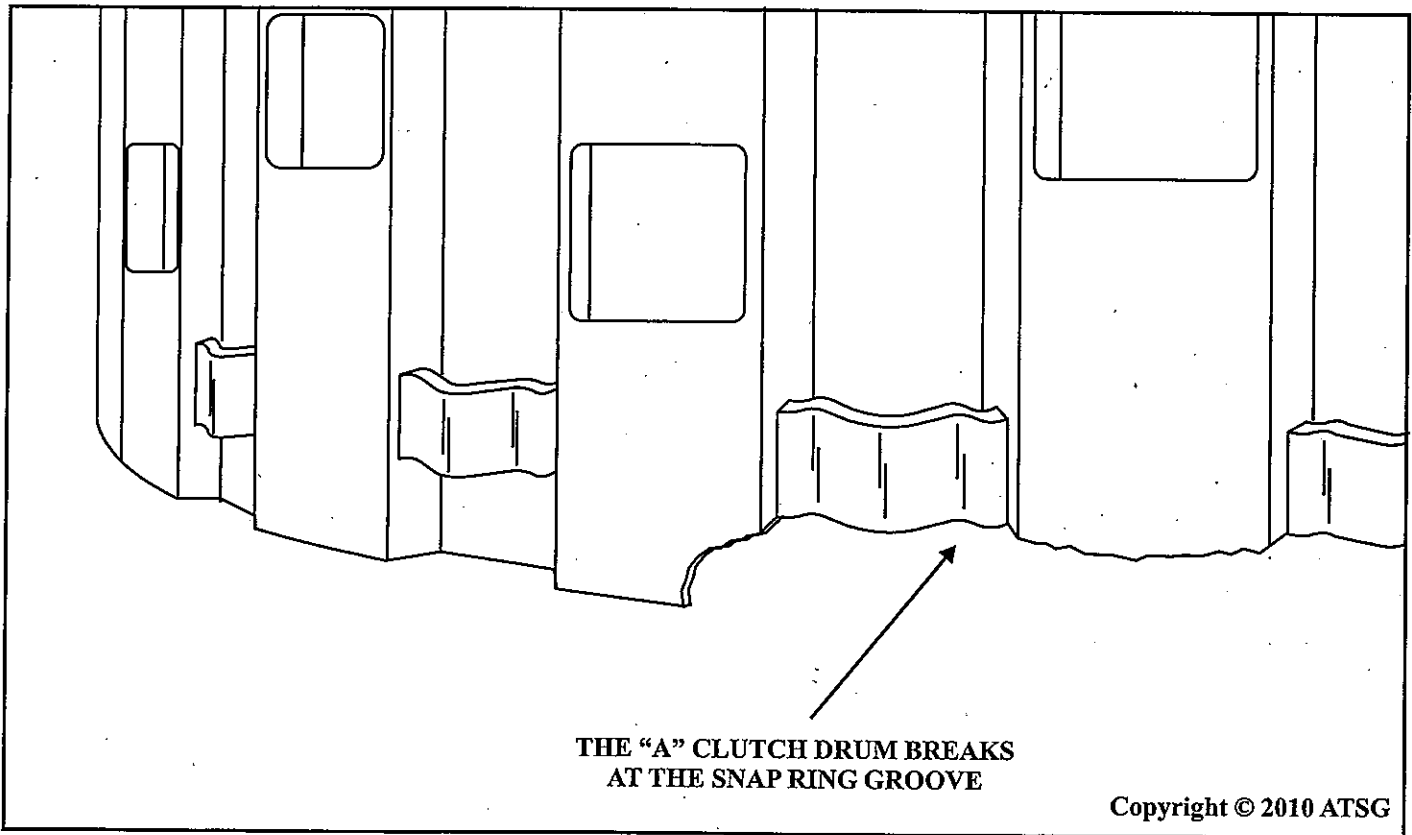
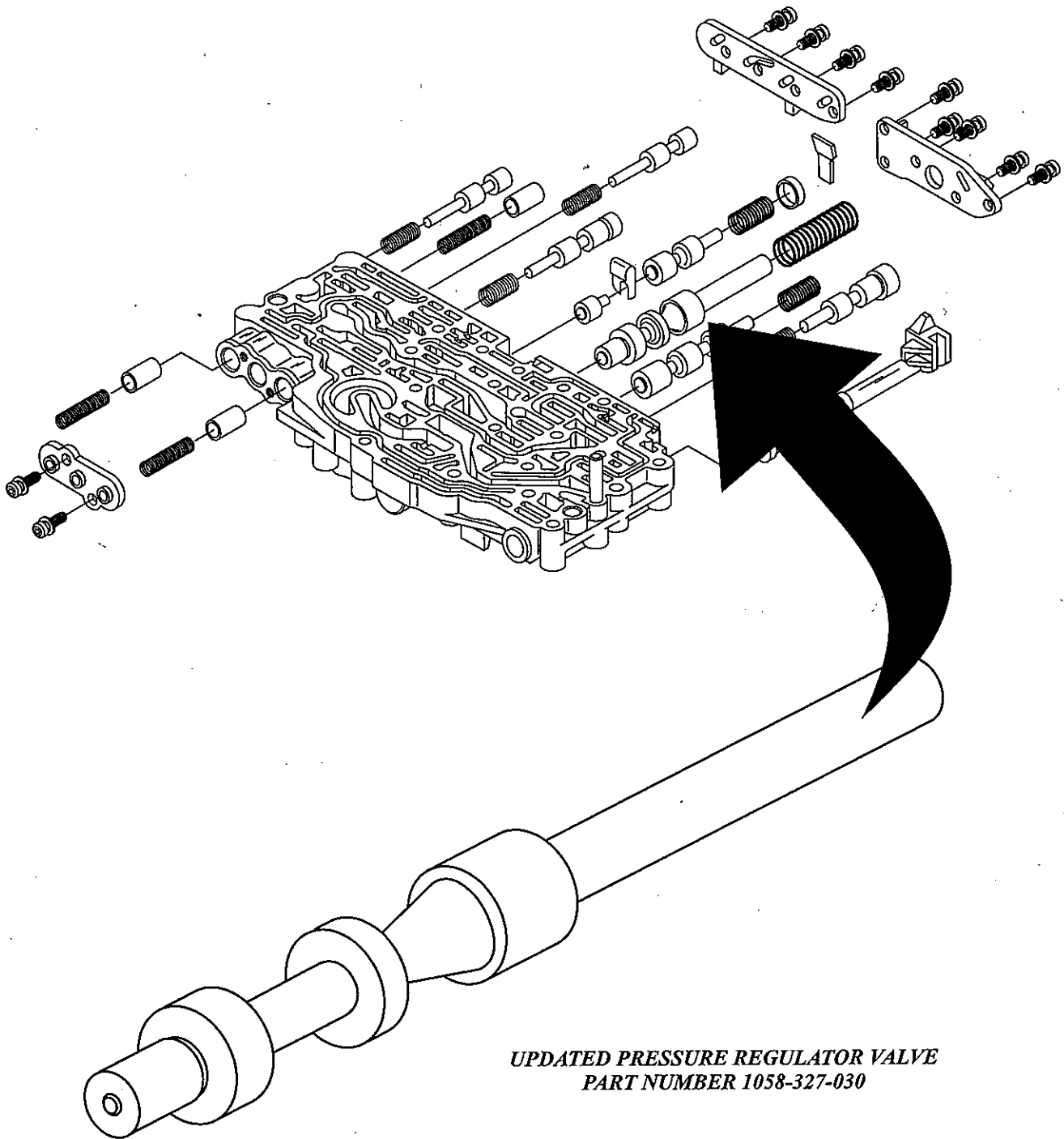


Figure 1  
Automatic Transmission Service Group

**BMW/JAGUAR ZF5HP24  
"A" CLUTCH DRUM FAILURE**

**ZF-5HP-24 LOWER FRONT VALVE BODY**



*UPDATED PRESSURE REGULATOR VALVE  
PART NUMBER 1058-327-030*

Copyright © 2010 ATSG

Figure 2

**BMW/JAGUAR ZF5HP24  
"A" CLUTCH DRUM FAILURE**

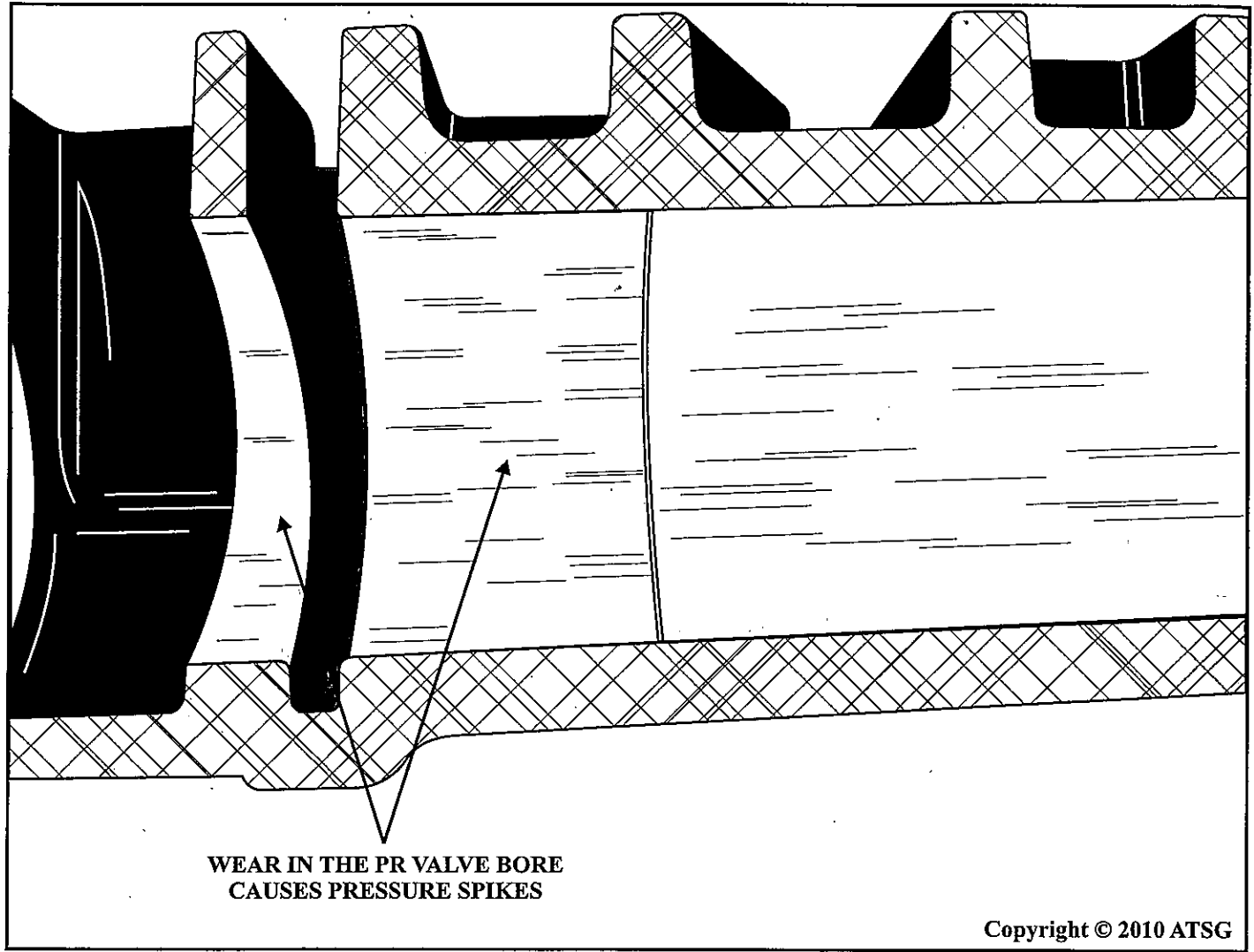


Figure 3