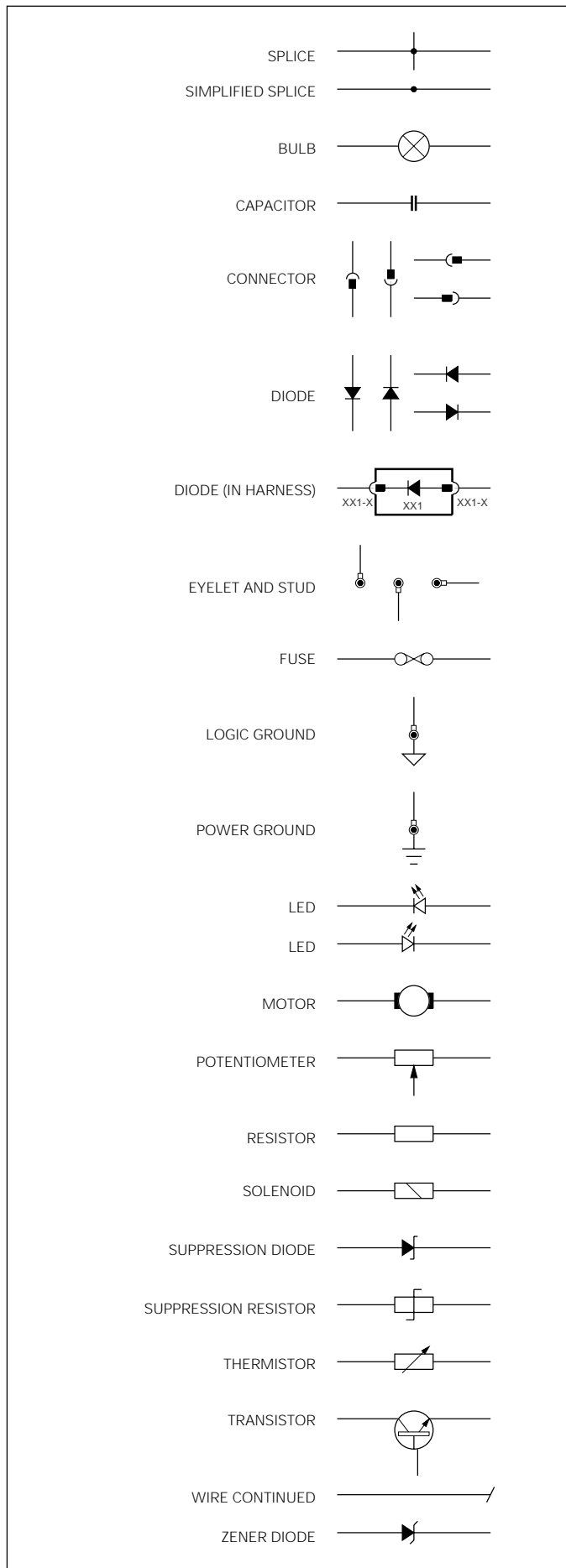




Wiring Symbols



Wiring Color Codes

N	Brown	O	Orange
B	Black	S	Slate
W	White	L	Light
K	Pink	U	Blue
G	Green	P	Purple
R	Red	BRD	Braid
Y	Yellow		

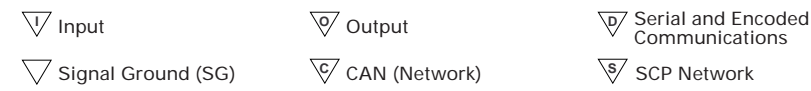
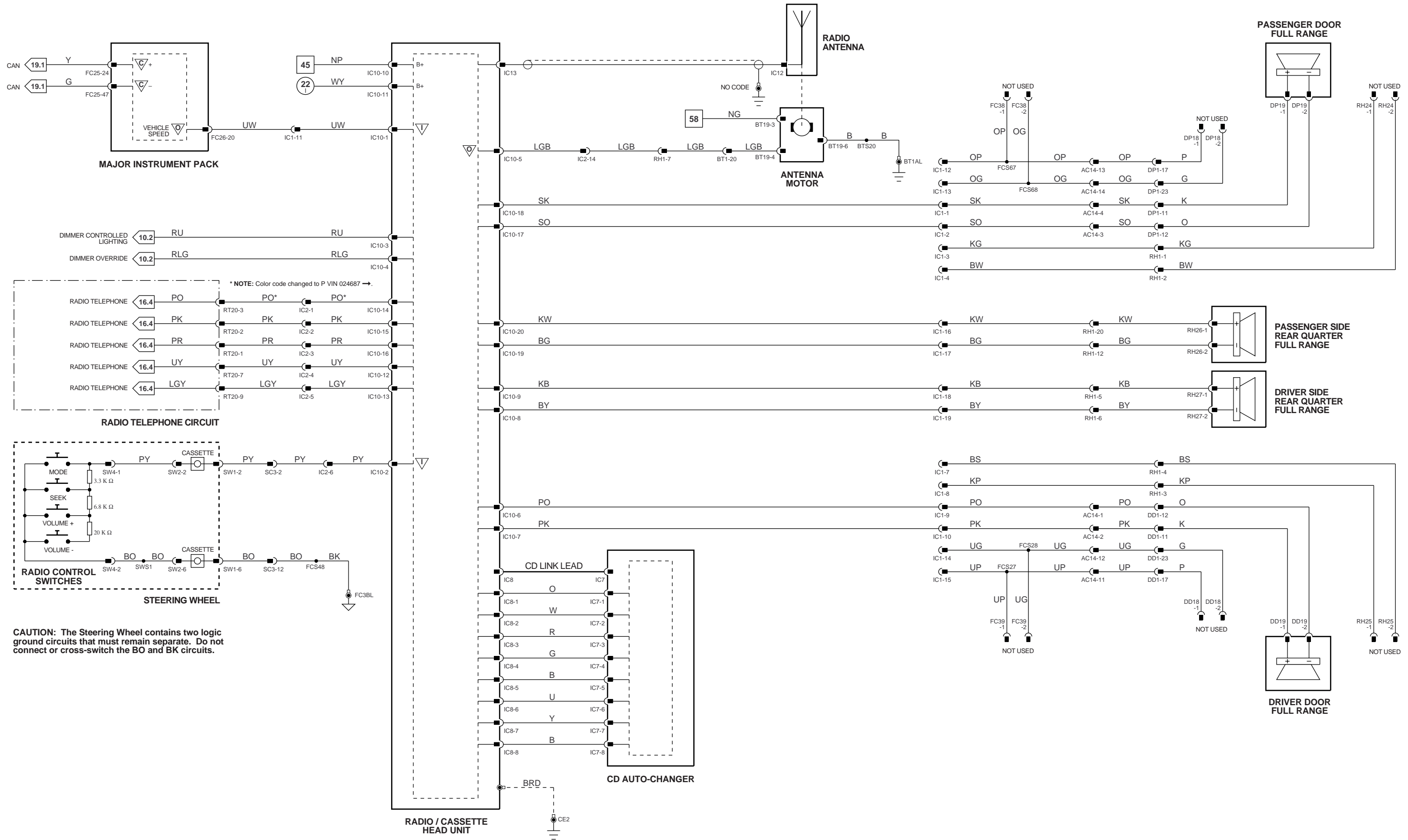
When a wire has two or more color code letters, the first letter indicates the main color and the subsequent letter(s) indicate the tracer color(s).

Wiring Harness Codes

Code	Description
AC	Air Conditioning (Climate Control)
AN	Generator Suppression Module
AS	Generator to Starter
BB	Trunk Bridging Link
BC	Main Power Distribution
BL	Trunk Lid
BT	Trunk
DD	Door, Driver
DP	Door, Passenger
EL	Engine Management Cruise Control Link
EM	Engine Management
EN	Engine Management Side Marker Link
FC	Fascia
FL	LH Front Wheel
FR	RH Front Wheel
IC	In-Car Entertainment
IS	Inclination Sensor Link
LF	Left Forward
LL	Power Steering Link
PI	Engine
QL	Convertible LH Quarter Light Link
QR	Convertible RH Quarter Light Link
RF	Roof
RH	Rearward
RL	LH Rear Wheel
RR	RH Rear Wheel
RT	Radio Telephone
SA	Starter to Generator Link
SC	Column Switchgear
SD	Seat, Driver
SP	Seat, Passenger
SW	Steering Wheel
TL	Telephone

Code Numbering

When numbering connectors, grounds and splices, Jaguar Engineering uses a three-position format: AC001, AC002, etc. Because space is limited in this Electrical Guide, the codes have been shortened. Thus AC001-001 becomes AC1-1, AC002-001 becomes AC2-1, etc.



VARIANT: Convertible Vehicles
 VIN RANGE: 018108 →
 DATE OF ISSUE: FEBRUARY 1998