



捷豹XK竖屏接口定义V1.0

1. 主机插座定义 (A) (竖屏机只要母插座)

1. Host socket definition (A) (only the female socket is required for the vertical screen)




原车公插头 Original car male plug

CD机母座 CD player base

Serial number	definition	Voltage	Wiring definition
序号	定义	电压	接线定义
A1	BATT+	13.9V	母插座接导航主机B+ Female socket connects to navigation host B+
A2	ANT-POWER		母插座接接导航ANT供电 The female socket is connected to the navigation ANT power supply
A3	NC		不接 Not pick up
A4	MIC_POS		不接 Not pick up
A5	MIC_NEG		不接 Not pick up
A6	MIC_SCREEN		不接 Not pick up
A7	NC		不接 Not pick up
A8	GND		母插座接导航主机GND
A9	NC		不接 Not pick up
A10	NC		不接 Not pick up
A11	NC		不接 Not pick up
A12	NC		不接 Not pick up
A13	NC		不接 Not pick up
A14	NC		不接 Not pick up

2. Definition of the button panel socket (only the female socket is required for the vertical screen)

2. 按键面板插座定义 (竖屏机只要母插座)



序号	定义	电压	接线定义
C1	GND		不接 Not pick up
C2	NC		不接 Not pick up
C3	CAN-H		不接 Not pick up
C4	CAN-L		不接 Not pick up
C5	NC		不接 Not pick up
C6	Double flash switch	Normal 12V 常态12V	Connect to the double-flashing touch switch of the navigation host's key board, and the touch switch is another One end connected to GND (active low)
C7	Airbag light	Normal 12V	Connect to the negative pole of the airbag lamp on the navigation host key board. The positive pole of the airbag lamp is connected to the IG/ACC (low-level active)
C8	IG/ACC		String current-limiting resistor connected to the positive electrode of the air bag light of the navigation host key board
C9	NC		不接 Not pick up
C10	BATT		不接 Not pick up

3. Gateway module socket definition (D) (vertical screen machine only needs the female socket)

3. 网关模块插座定义 (D) (竖屏机只要母插座)



Original car wire male connector

原车线材公头



Panel female socket

面板母插座

序号	功能	电压	接线定义
D1	B+	13.08V	不接 Not pick up
D2	CAN-H	2.89V	母插座接B4 Female socket connected to B4
D3	CAN-L	2.17V	母插座接B3 Female socket connected to B3
D4	NC		不接 Not pick up
D5	NC		不接 Not pick up
D6	NC		不接 Not pick up
D7	SWC+		母插座接B16 Female socket connected to B16
D8	NC		不接 Not pick up
D9	NC		不接 Not pick up
D10	GND		不接 Not pick up

4 CAN BUS box definition (B) (to plug male connector)

4. CAN BUS盒定义 (B) (做对插公头)



序号	定义	电压	接线定义
B1	BATT+		并焊到A1 And soldered to A1
B2	GND		并焊到A8 And soldered to A8
B3	CAN-L		并接到D3 And received D3
B4	CAN-H		并接到D4 And received D4
B5	ACC_OUT		接主机ACC Connect to host ACC
B6	ILL_OUT		接主机小灯检测 Connect the host small light detection
B7	REV_OUT		接主机倒车检测 Reversing detection when connected to the host
B8			
B9			
B10			
B11			
B12			
B13			
B14	CAN_RXD		接主机TXD Connect to host TXD
B15	CAN_TXD		接主机RXD Connect to host RXD
B16	SWC+		接到D7 Connect to D7

5. 配大众收音转接线 5. Equipped with public radio adapter cable