




## Driver Air Bag Module 76.73.39

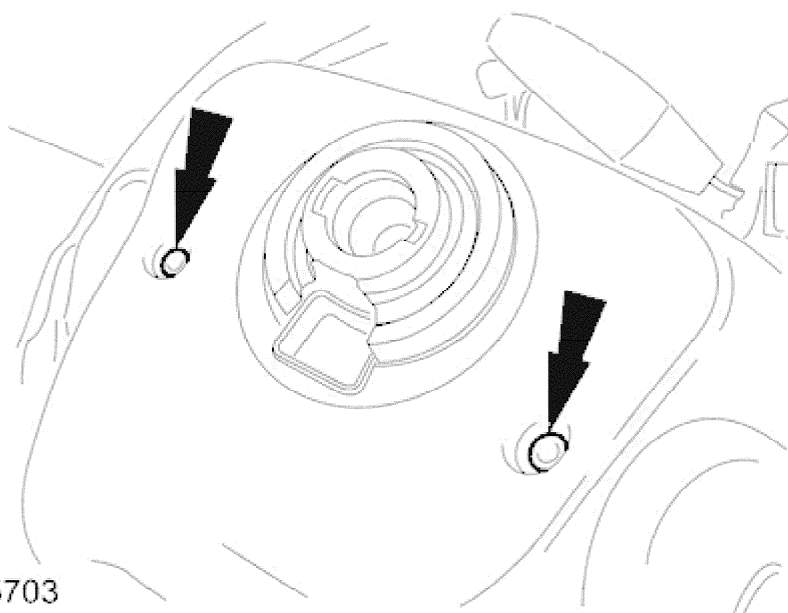
### Removal

1.  **WARNING:**  
**BEFORE ANY AIRBAG/SRS SERVICE IS PERFORMED, AT LEAST ONE MINUTE MUST ELAPSE AFTER DISCONNECTION OF THE BATTERY POSITIVE CABLE, TO ALLOW DISSIPATION OF BACK-UP POWER SUPPLY ENERGY.**

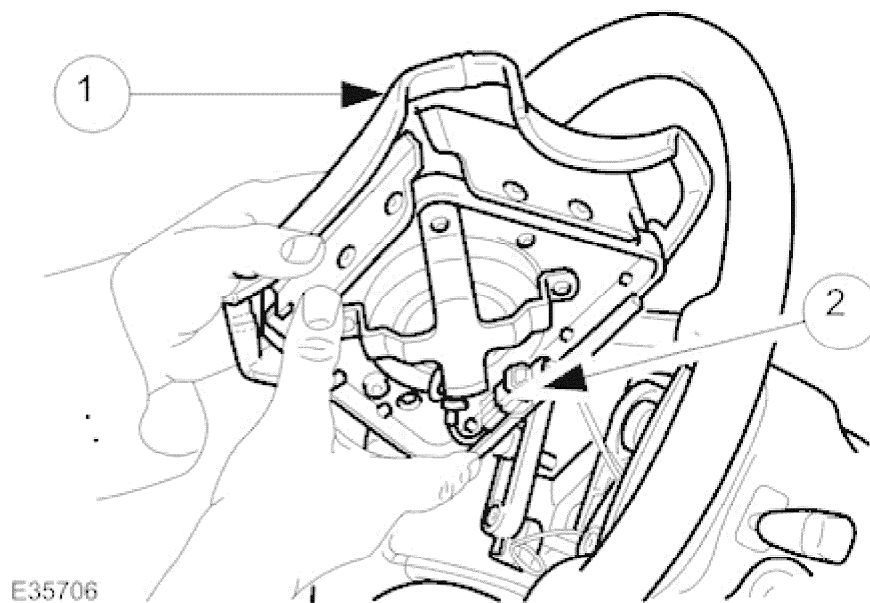
 **WARNING:**  
**IN THE EVENT OF A FAULT RUPTURING THE 10A BATTERY SUPPLY FUSE (F4 LOCATED IN THE FUSE-BOX AT THE DRIVER'S END OF THE FASCIA), THE FUSE MUST NOT BE RENEWED UNTIL THE AIRBAG/SRS SYSTEM HAS BEEN DE-ACTIVATED. FUSES OF ANY OTHER VALUE MUST NEVER BE USED, AS THIS CAN CAUSE DISARM FAILURE.**


 **WARNING:**  
**FOLLOWING TEN YEARS IN SERVICE, AN AIR BAG ASSEMBLY MUST BE REMOVED AND DISPOSED OF IN THE APPROVED MANNER AND A NEW AIR BAG MUST BE INSTALLED**

Remove battery cover and disconnect ground cable from battery terminal. Refer to <<86.15.19>>.



2. Remove air bag module securing bolts.
  1. Turn steering wheel 90 degrees to the left to provide access to module LH securing bolt.
  2. Fully slacken captive securing bolt
- Turn steering wheel 90 degrees to the right to provide access to module RH securing bolt.
- Fully slacken captive securing bolt.



3.  **WARNING:**  
**AIR BAGS CONTAIN A CHEMICAL IRRITANT. IF AN AIR BAG MODULE IS BEING RENEWED, THE ORIGINAL UNIT MUST BE DISPOSED OF IN ACCORDANCE WITH CURRENT SAFETY PROCEDURES.**

Remove air bag module from steering wheel.

1. Carefully withdraw airbag module from steering wheel and position for access.
2. Disconnect air bag module harness multiplug and remove air bag module from vehicle.

## Installation

1. Position air bag module and connect harness multiplug.
2. Carefully install airbag module in steering wheel.
3. Turn steering wheel 90 degrees to right and partially tighten module RH securing bolt.
4. Turn steering wheel 90 degrees to left and partially tighten module LH securing bolt.
5. Repeat steps 3 and 4 to fully tighten securing bolts and return steering wheel to central position.
6. Fit ground cable to battery terminal and fit battery cover. Refer to <<86.15.15>>.